

# STD TUBO LED



## Logistic Data

|                             |               |
|-----------------------------|---------------|
| Code                        | 21359         |
| Product                     | STD TUBO LED  |
| Box quantity (pcs.)         | 40            |
| EAN Box                     | 8012878213590 |
| Gross weight of box in kg   | 5.2           |
| Weight of single lamp in kg | 0.145         |
| Length of box in m          | 88            |
| Width of box in m           | 21            |
| Height of box in m          | 15            |
| ETIM class name             | LED lamp      |
| Beam angle                  | 360°          |
| Brand of LED                | SANAN         |
| Power Factor                | 0.95          |

## Electrical Parameters


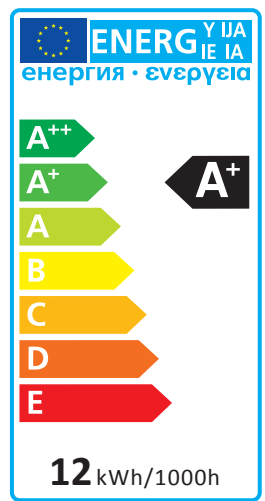
|                              |       |
|------------------------------|-------|
| Lamp nominal wattage         | 12W   |
| Rated wattage                | 12W   |
| Nominal current (mA)         | 55 mA |
| Energy Consumption kWh/1000h | 12    |

## Light Application Parameters

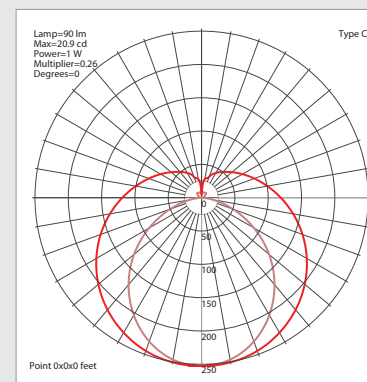
|                                 |              |
|---------------------------------|--------------|
| Luminous flux                   | 1220 lm      |
| Luminous efficiency of lamp     | 102 lm/W     |
| Colour temperature              | 3000K        |
| Colour rendering index Ra       | ≥80          |
| LLMF at the end of nominal life | 0.8(35000 h) |
| SDCM                            | <6           |
| Switching cycles                | 20000        |

## Specification

|                       |                |
|-----------------------|----------------|
| dimnable              | NO             |
| Energylabel from 2013 | A+             |
| Suitable for indoors  | Yes            |
| Application           | general        |
| Base                  | G5             |
| Lamp shape            | STD-TUBOLED T5 |



Peak of light intensity (max. cd)



Spectral distribution of the lamp(range 180-800nm)

