


























Canale porta apparecchi e distribuzione
Distribution and cable trunking

									
									
Dimensioni Dimensions	Canale divisibile in scomparti Trunking divisible in sections	Canale con passanti sul fondo Trunking with loops on the bottom	Separatore Lunghezza 1 m Separator L length 1 m	Angolo interno variabile 70°-120° Variable 70°-120° internal angle	Angolo esterno variabile 70°-120° Variable 70°-120° external angle				
 60x40 / 2 mm	K4060.3 K4060.1	K04060.3	GTR40-1	KI4060V.3	KA4060V.3				
 80x40 / 3 mm	K4080.3 K4080.1	K04080.3	GTR40-1	KI4080V.3	KA4080V.3				
 100x40 / 3 mm	K40100.3 K40100.1		GTR40-1	KI40100V.3	KA40100V.3				
 120x40 / 5 mm	K40120.3 K40120.1	K040120.3	GTR40-1	KI40120V.3	KA40120V.3				
 60x60 / 2 mm	K6060.3 K6060.1	K06060.3	GTR60-1	KI6060V.3	KA6060V.3				
 80x60 / 3 mm	K6080.3 K6080.1	K06080.3	GTR60-1	KI6080V.3	KA6080V.3				
 100x60 / 3 mm	K60100.3 K60100.1	K060100.3	GTR60-1	KI60100V.3	KA60100V.3				
 120x60 / 5 mm	K60120.3 K60120.1		GTR60-1	KI60120V.3	KA60120V.3				
 150x60 / 5 mm	K60150.3 K60150.1		GTR60-1	KI60150V.3	KA60150V.3				
 200x60 / 7 mm	K60200.3 K60200.1		GTR60-1	KI60200V.3 KI60200V.1	KA60200V.3 KA60200V.1				
 250x60 / 8 mm	K60250.3 K60250.1		GTR60-1	KI60250V.3 KI60250V.1	KA60250V.3 KA60250V.1				
 100x80 / 3 mm	K80100.3		GTR80-1	KI80100V.3	KA80100V.3				
 120x80 / 5 mm	K80120.3		GTR80-1	KI80120V.3	KA80120V.3				
 150x80 / 5 mm	K80150.3 K80150.1		GTR80-1	KI80150V.3 KI80150V.1	KA80150V.3 KA80150V.1				
 200x80 / 7 mm	K80200.3 K80200.1		GTR80-1	KI80200V.3 KI80200V.1	KA80200V.3 KA80200V.1				