

Inverter LED Plug&Light

Fast connection inverter

Inverter based on Plug&Light patented technology, equipped with a rapid connector that is compatible with SD (Smart Driver) that comes as standard in all the devices in the Stella Polare LED range. The inverter cabinet incorporates the battery pack and features a cable cover for use removed from the device, such as in the case of Led Panel or Down light LED, where it is housed in the suspended ceiling. The system includes the Battery Control System (BCS) with multi-color LED signaling system to show battery status, and is compatible with all LED devices equipped with SELV certified drivers to which it can be quickly connected using the fast universal terminal board. The Plug&Light system guarantees the highest level of performance (for example when installed on BS 100 LED it provides emergency power of 452 lm), constant output power and complete maintenance of the conformity features of the Smart Driver device that it is connected to.

Inverter is able to work with every kind of LED source and driver in the 2 DC ranges 20-60V and 60-180V.

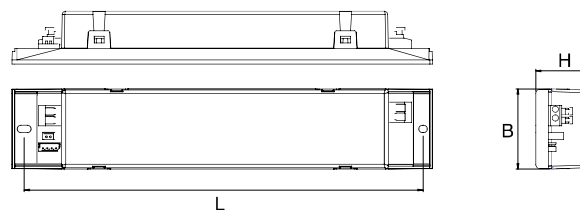


GENERAL CHARACTERISTICS

Output power	3.2W constant
Power supply	230Vac 50Hz
Operation	Maintained/Not Maintained (SA/SE) RM with optional control device (cod. 2730)
Standard	EN 61347-2-7, EN 61347-1, EN 60598-1
Protection grade	IP40, IP65
Autonomy	1h, 3h
DC Output	20 - 60 Vdc SELV 60 - 180Vdc
Working temp.	0°C ÷ +40°C
Battery	NiCd 7.2V 0.75Ah (1h) NiMH 7.2V 1.5Ah (3h)
Status LED	Bi-color with PC pilot light (BCS)
Housing	Polycarbonate
Max Output Current	160 mA
Recharging time	24h




model IP40



IP	• Dimensions (mm) •			Weight max kg
	L	B	H	
40	239	46	30	0.3

model IP65

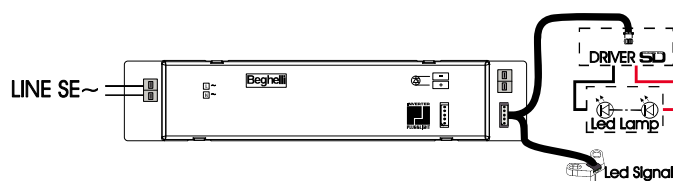


IP	• Dimensions (mm) •			Weight max kg
	L	B	H	
65	301	139	55	0.8

Accessories

supplied

Order code	Description
-	CABLE COVERS



diffuser with SD Driver

The Plug&Light inverter enables optimum lighting performance to be obtained from the device on which it is installed. Below is the method of calculation used to calculate the nominal flux that can be obtained in an emergency (example provided)

$$F_{out} = \frac{F_n}{P_n \times 0,9} \times P_{out}$$

F out = Flux output in emergency mode (lm)
 F n = Nominal flux product (lm)
 P n = Nominal power absorbed by the product (W)
 0,9 = Coefficient of efficiency of the Inverter (EU 874/2012)
 P out= Nominal Power Inverter (W)

Es.:

$$\begin{matrix} F_n=7500\text{lm} \\ P_n=59\text{W} \end{matrix} \longrightarrow F_{out} = \frac{7500}{59 \times 0,9} \times 3,2 = 452\text{lm}$$



BATTERY CONTROL SYSTEM

The warning LED follows new protocols linked to compliance with Standard CEI EN 60598-2-22, which expressly requires the signalling of a battery malfunction which is indicated instantaneously with the appearance of the colour red on the multicolour warning led (Battery Control System BCS).



INVERTER

BCS

BATTERY CONTROL SYSTEM IP40

W*	Order code	Description	Model	Autonomy	Battery	Absorption max W	DC Output	Pack single
3,2	19358	INV PLUG&LIGHT LED SE/SA 1H 20-60V	SE/SA	1h	NiCd 7.2V 0.75Ah	1	20-60V	1/12
3	19359	INV PLUG&LIGHT LED SE/SA 3H 20-60V	SE/SA	3h	NiMH 7.2V 1.5Ah	1	20-60V	1/12
3,2	19367	INV PLUG&LIGHT LED SE/SA 1H 60-180V	SE/SA	1h	NiCd 7.2V 0.75Ah	1	60-180V	1/12
3	19371	INV PLUG&LIGHT LED SE/SA 3H 60-180V	SE/SA	3h	NiMH 7.2V 1.5Ah	1	60-180V	1/12

BCS

BATTERY CONTROL SYSTEM IP65

W*	Order code	Description	Model	Autonomy	Battery	Absorption max W	DC Output	Pack single
3	19368	INV PLUG&LIGHT LED SE/SA 3H 20-60V IP65	SE/SA	3h	NiMH 7.2V 1.5Ah	1	20-60V	1/12
3,2	19377	INV PLUG&LIGHT LED SE/SA 1H 20-60V IP65	SE/SA	1h	NiCd 7.2V 0.75Ah	1	20-60V	1/12
3	19373	INV PLUG&LIGHT LED SE/SA 3H 60-180V IP65	SE/SA	3h	NiMH 7.2V 1.5Ah	1	60-180V	1/12

* Indicative power for comparison with fluorescent tube fixtures ** Minimum flux guaranteed according to EN 60598-2-22