



Pratica Modula

P.MODULA 1000 IP65 SE RM

Innovative emergency luminaire with integrated Modula junction bracket that allows programming and wiring without dismantling the luminaire.

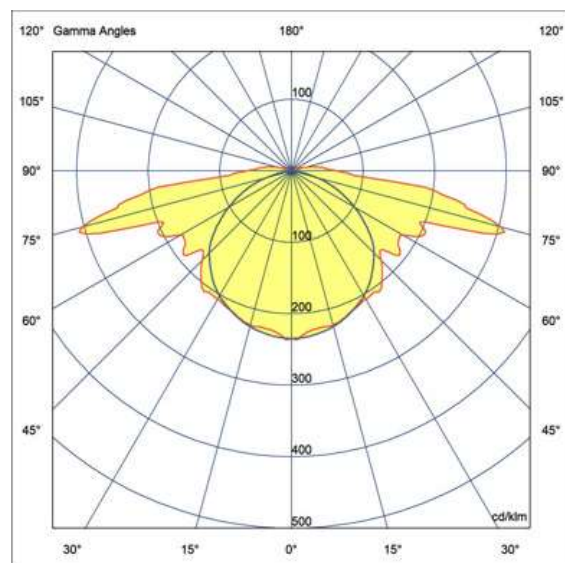
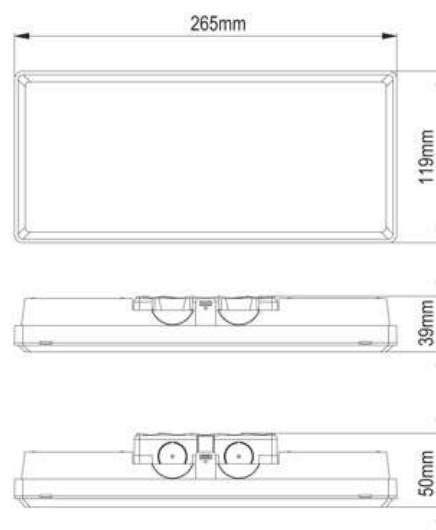
Control system TR

Order code 18670

EAN 8002219886781

Technical specifications

Supply voltage type	AC
Nominal voltage (AC)	230 Vac
Absorbed SE (max)	3.5 W
Control system	TR
Autonomy	1h, 1.5h, 2h, 3h
Battery included	Yes
Battery type	LiFe
Battery	LiFe 3.2V 3Ah
Charging time	12 h
Ambient temperature (min)	0 °C
Ambient temperature (max)	40 °C
Insulation class	II
CCT light tone	4000 K
LED number	36
Photobiological risk	RG0
Booster battery	RA11f
Colour reflector	White RAL 9003
Colour trim	White RAL 9003
Operation mode	NM
Equivalent power	36WGL
Flux SE booster	1500 lm, 1000 lm, 850 lm, 550 lm
Flux SE	1000 lm, 700 lm, 550 lm, 350 lm
Frequency (max)	60 Hz
Frequency (min)	50 Hz
Power factor	0.41
Glow wire strength	850 °C - 30s.
Mounting	Wall, Ceiling, Recessed, False Ceiling Recessed, Suspension, Track & Rail, Surface/Suspended, Electrified rail, Flush mounting box 3M
Number of Batteries	1
Rest mode	Yes
Visibility distance	21 m
Voltage supply range (max)	253 V
Voltage supply range (min)	207 V



Installation and applications

Environment **Secondary Areas**

Application

**Offices, Escape Routes, Condos,
Residential Areas, Congress Centers,
Hotels, Industrial Areas, Stores, Malls,
Safety Sign**

Mechanical specifications

Height	38 mm
Length	265 mm
Width	119 mm
Weight	0.55 Kg
Cutout length	300 mm
Cutout wide	120 mm
Body material	Polycarbonate
Colour housing	White RAL 9003
Cover material	Transparent polycarbonate
Lens material	Methacrylate
Reflector material	Polycarbonate
Protection grade IP	IP65
Protection grade IK	IK07

Certifications and norms

UK SI 2021 No. 1095, EN 62471:2008, EN IEC 60598-1:2021, EN 60598-2-2:2012, EN 60598-2-22:2014 + AC:2015 + AC:2016-05 + AC:2016-09 + A1:2020, EN IEC 63000:2018, EN 62493:2010, EN 61000-3-3:2013, REG. 2019/2020(EU), EN IEC 55015:2019 + A11:2020

Supplied accessories



18598
CORNICE ESTETICA



18589
STAFFA DERIVAZIONE EASY
BOX

Accessories



4128
SCHERMO BAND PRATICA BS



18587
STAFFA BLINDOLUCE
P.MODULA



18594
SCHERMO DX P.MODULA




18584
ADES SX/DX/BS/UP P.MODULA



18595
SCHERMO BASSO P.MODULA



18585
STAFFA PARETE BAND
P.MODULA



18599
ADATT INCASSO PRATICA IP65



18583
SCHERMO BAND ALTO
P.MODULA



18593
SCHERMO SX P.MODULA



18580
SCAT INCASSO+CORNIC
P.MODULA



18581
SCHERMO BAND SX/DX
P.MODULA



RA11
BOOSTER AR M LiFe 3.2V 1,5Ah



18596
SCHERMO ALTO P.MODULA



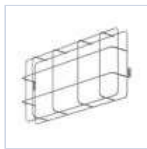
18592
KIT IP65 TUBO BOX BASSO
P.MOD



4127
SCHERMO BAND PRATICA
SX/DX



4319
KIT BINARIO TRIFASE UP LED



18591
GRIGLIA EM 305X135X80



3723
GANCIO SOSPENSIONE
4004/PR



4129
SCHERMO BAND PRATICA UP



18590
STAFFA 45° P.MODULA



18586
STAFFA CONTROS+CORNICE



18582
SCHERMO BAND BASSO
P.MODULA



18597
TEGOLINO PRO PIOGGIA INOX

Spare parts



415441001
LI-FEPO4 3.2V 3AH 18650