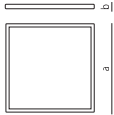



# PANNELLO\_LED 60X60



Apparecchio da incasso/  
soffitto/sospensione LED integrato  
Corpo in alluminio verniciato  
LGP in PMMA  
Diffusore in PS  
Driver incluso

Recessed/ceiling/suspension fitting  
with built-in LED  
Painted aluminium body  
PMMA LGP  
PS Diffuser  
Driver included



**42538**  
cornice per montaggio cartongesso /  
frame for recessed mounting  
620x620

**42539**  
accessorio soffitto H mm. 43 /  
ceiling accessory H mm. 43

**11622/2**  
accessorio sospensione H mt. 2 /  
suspension accessory H mt. 2



CODICE / CODE	41649	41650
BEAM	110°	110°
COLORE / COLOUR	bianco/white	bianco/white
COLORE LUCE / COLOR T	3000K	4000K
LUMEN	3600	4000
CRI	>80	>80
LED	SMD 4014	SMD 4014
WATT	40W	40W
SUPPLY	230V 50/60Hz	230V 50/60Hz
DRIVER	950mA/25-40V flicker-free	950mA/25-40V flicker-free
KG	2,3	2,3
PCS	5	5
DIMENSIONI / DIMENSIONS		
a	595	595
b	8,5	8,5

**ACCESSORI**  
**ACCESSORIES**

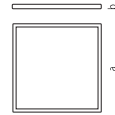
**42683** Driver ONE4ALL 220-240V 12-42V 650-1110mA Dali, Push, 1-10V listino prezzi Logica/Logica pricelist  
**40314** Driver 110-277V 14-42V 400-1100mA 1-10V  
**12551** Emergenza/Emergency 30% - 90min MAX 40W listino prezzi Logica/Logica pricelist

# PANNELLO LED 60x60 UGR<19



Apparecchio da incasso/soffitto/  
sospensione LED integrato  
Corpo in alluminio verniciato  
LGP in PMMA  
Diffusore in PS  
Driver incluso

Recessed/ceiling/suspension fitting  
with built-in LED  
Painted aluminium body  
PMMA LGP  
PS Diffuser  
Driver included



**42538**  
cornice per montaggio cartongesso /  
frame for recessed mounting  
620x620

**42539**  
accessorio soffitto H mm. 43 /  
ceiling accessory H mm. 43

**11622/2**  
accessorio sospensione H mt. 2 /  
suspension accessory H mt. 2



CODICE / CODE	41653	41654
BEAM	110°	110°
COLORE / COLOUR	bianco/white	bianco/white
COLORE LUCE / COLOR T	3000K	4000K
LUMEN	3600	4000
CRI	>80	>80
LED	SMD 4014	SMD 4014
WATT	40W	40W
SUPPLY	230V 50/60Hz	230V 50/60Hz
DRIVER	950mA/25-40V flicker-free	950mA/25-40V flicker-free
KG	2,6	2,6
PCS	5	5
DIMENSIONI / DIMENSIONS		
a	595	595
b	9	9

**ACCESSORI**  
**ACCESSORIES**

**42683** Driver ONE4ALL 220-240V 12-42V 650-1110mA Dali, Push, 1-10V listino prezzi Logica/Logica pricelist  
**40314** Driver 110-277V 14-42V 400-1100mA 1-10V  
**12551** Emergenza/Emergency 30% - 90min MAX 40W listino prezzi Logica/Logica pricelist

