


Fulgor



Proiettore LED integrato orientabile
Corpo in alluminio pressofuso verniciato
Driver integrato

*LED adjustable tracklight
Painted die-cast aluminium body
Driver box on track*



Arch. Paolo Venturi per Younique

Applicazione versatile

Versatile application



La gamma FULGOR consente di costruire il sistema a binario sulle singole esigenze progettuali. Le potenze disponibili di 15W, 24W e 35W - unitamente alla varietà di ottiche (15°, 24°, 38° e 55°) - permettono un controllo preciso del fascio luminoso, garantendo la perfetta messa in risalto di ogni dettaglio.

La gestione dell'alimentazione, disponibile in modalità ON-OFF, taglio di fase o DALI-PUSH, consente una regolazione ottimale delle intensità luminose e la creazione di ambienti di luce funzionali.

The FULGOR range allows building the track system tailored to the design needs of spaces. The available powers of 15W, 24W, and 35W - along with the variety of optics (15°, 24°, 38°, and 55°) - enable precise control of the light beam, ensuring perfect highlighting of every detail.

The advanced power management, available ON-OFF, phase cut or DALI-PUSH, offers unparalleled control, allowing optimal adjustment of light intensities and the creation of functional lighting environments.

Realizzati con precisione in alluminio per pressofusione, la famiglia di prodotti FULGOR combina eleganza e funzionalità, offrendo soluzioni adatte a ogni necessità architettonica.

Crafted precisely in die-cast aluminum, the FULGOR product family blends elegance and functionality, providing solutions suitable for every architectural need.



Da sinistra a destra:
FULGOR con basetta
FULGOR_IN
FULGOR a binario

*From left to right:
FULGOR with base
FULGOR_IN
FULGOR track*

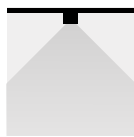
FULGOR 15W



LED BRIDGELUX
CRI >90
PF >0,9

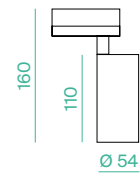
CODE	FINISHING	WATT	LUMEN	WATT LIGHT SOURCE	LUMEN LIGHT SOURCE	BEAM	KELVIN	VOLT	KG
41797	Bianco/ White	15W	1560	14,8W	1710	15°	3000K	36-38V 350mA	0,40
41811	Nero/Black	15W	1560	14,8W	1710	15°	3000K	36-38V 350mA	0,40
41804	Bianco/ White	15W	1557	14,8W	1834	15°	4000K	36-38V 350mA	0,40
41818	Nero/Black	15W	1557	14,8W	1834	15°	4000K	36-38V 350mA	0,40
41798	Bianco/ White	15W	1574	14,8W	1710	24°	3000K	36-38V 350mA	0,40
41812	Nero/Black	15W	1574	14,8W	1710	24°	3000K	36-38V 350mA	0,40
41805	Bianco/ White	15W	1584	14,8W	1834	24°	4000K	36-38V 350mA	0,40
41819	Nero/Black	15W	1584	14,8W	1834	24°	4000K	36-38V 350mA	0,40
41799	Bianco/ White	15W	1591	14,8W	1710	38°	3000K	36-38V 350mA	0,40
41813	Nero/Black	15W	1591	14,8W	1710	38°	3000K	36-38V 350mA	0,40
41806	Bianco/ White	15W	1585	14,8W	1834	38°	4000K	36-38V 350mA	0,40
41820	Nero/Black	15W	1585	14,8W	1834	38°	4000K	36-38V 350mA	0,40
41800	Bianco/ White	15W	1509	14,8W	1710	55°	3000K	36-38V 350mA	0,40
41814	Nero/Black	15W	1509	14,8W	1710	55°	3000K	36-38V 350mA	0,40
41807	Bianco/ White	15W	1531	14,8W	1834	55°	4000K	36-38V 350mA	0,40
41821	Nero/Black	15W	1531	14,8W	1834	55°	4000K	36-38V 350mA	0,40

INSTALLAZIONE APPLICATION



Binario/Track

DISEGNI TECNICI TECHNICAL DRAWINGS



REGOLAZIONI ADJUSTABILITY



ACCESSORI ACCESSORIES

CODE	DESCRIPTION
71575	Filtro honeycomb 15W/Honeycomb filter 15W

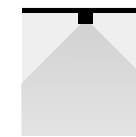
FULGOR 15W DALI-PUSH



LED BRIDGELUX
CRI >90
PF >0,9

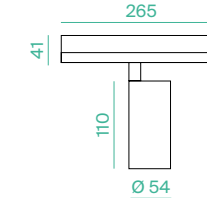
CODE	FINISHING	WATT	LUMEN	WATT LIGHT SOURCE	LUMEN LIGHT SOURCE	BEAM	KELVIN	VOLT	KG
41825	Bianco/ White	15W	1560	14,8W	1710	15°	3000K	36-38V 350mA	0,40
41847	Nero/Black	15W	1560	14,8W	1710	15°	3000K	36-38V 350mA	0,40
41836	Bianco/ White	15W	1557	14,8W	1834	15°	4000K	36-38V 350mA	0,40
41858	Nero/Black	15W	1557	14,8W	1834	15°	4000K	36-38V 350mA	0,40
41826	Bianco/ White	15W	1574	14,8W	1710	24°	3000K	36-38V 350mA	0,40
41848	Nero/Black	15W	1574	14,8W	1710	24°	3000K	36-38V 350mA	0,40
41837	Bianco/ White	15W	1584	14,8W	1834	24°	4000K	36-38V 350mA	0,40
41859	Nero/Black	15W	1584	14,8W	1834	24°	4000K	36-38V 350mA	0,40
41827	Bianco/ White	15W	1591	14,8W	1710	38°	3000K	36-38V 350mA	0,40
41849	Nero/Black	15W	1591	14,8W	1710	38°	3000K	36-38V 350mA	0,40
41838	Bianco/ White	15W	1585	14,8W	1834	38°	4000K	36-38V 350mA	0,40
41860	Nero/Black	15W	1585	14,8W	1834	38°	4000K	36-38V 350mA	0,40
41828	Bianco/ White	15W	1509	14,8W	1710	55°	3000K	36-38V 350mA	0,40
41850	Nero/Black	15W	1509	14,8W	1710	55°	3000K	36-38V 350mA	0,40
41839	Bianco/ White	15W	1531	14,8W	1834	55°	4000K	36-38V 350mA	0,40
41861	Nero/Black	15W	1531	14,8W	1834	55°	4000K	36-38V 350mA	0,40

INSTALLAZIONE APPLICATION



Binario/Track

DISEGNI TECNICI TECHNICAL DRAWINGS



REGOLAZIONI ADJUSTABILITY



ACCESSORI ACCESSORIES

CODE	DESCRIPTION
71575	Filtro honeycomb 15W/Honeycomb filter 15W

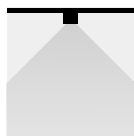
FULGOR 24W



LED BRIDGELUX
CRI >90
PF >0,9

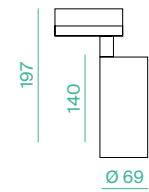
CODE	FINISHING	WATT	LUMEN	WATT LIGHT SOURCE	LUMEN LIGHT SOURCE	BEAM	KELVIN	VOLT	KG
41678	Bianco/ White	24W	2220	24W	2640	15°	3000K	36-38V 600mA	0,60
41679	Nero/Black	24W	2220	24W	2640	15°	3000K	36-38V 600mA	0,60
41680	Bianco/ White	24W	2400	24W	2880	15°	4000K	36-38V 600mA	0,60
41681	Nero/Black	24W	2400	24W	2880	15°	4000K	36-38V 600mA	0,60
41674	Bianco/ White	24W	2280	24W	2640	24°	3000K	36-38V 600mA	0,60
41675	Nero/Black	24W	2280	24W	2640	24°	3000K	36-38V 600mA	0,60
41676	Bianco/ White	24W	2480	24W	2880	24°	4000K	36-38V 600mA	0,60
41677	Nero/Black	24W	2480	24W	2880	24°	4000K	36-38V 600mA	0,60
41670	Bianco/ White	24W	2340	24W	2640	38°	3000K	36-38V 600mA	0,60
41671	Nero/Black	24W	2340	24W	2640	38°	3000K	36-38V 600mA	0,60
41672	Bianco/ White	24W	2550	24W	2880	38°	4000K	36-38V 600mA	0,60
41673	Nero/Black	24W	2550	24W	2880	38°	4000K	36-38V 600mA	0,60
41666	Bianco/ White	24W	2310	24W	2640	55°	3000K	36-38V 600mA	0,60
41668	Nero/Black	24W	2310	24W	2640	55°	3000K	36-38V 600mA	0,60
41667	Bianco/ White	24W	2510	24W	2880	55°	4000K	36-38V 600mA	0,60
41669	Nero/Black	24W	2510	24W	2880	55°	4000K	36-38V 600mA	0,60

INSTALLAZIONE APPLICATION



Binario/Track

DISEGNI TECNICI TECHNICAL DRAWINGS



REGOLAZIONI ADJUSTABILITY



ACCESSORI ACCESSORIES

CODE	DESCRIPTION
71663	Filtro honeycomb 24W/Honeycomb filter 24W

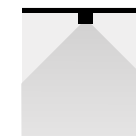
FULGOR 24W DALI-PUSH



LED BRIDGELUX
CRI >90
PF >0,9

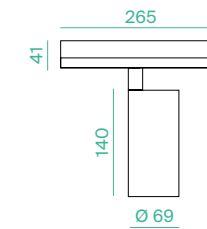
CODE	FINISHING	WATT	LUMEN	WATT LIGHT SOURCE	LUMEN LIGHT SOURCE	BEAM	KELVIN	VOLT	KG
41829	Bianco/ White	24W	2220	24W	2640	15°	3000K	36-38V 600mA	0,60
41851	Nero/Black	24W	2220	24W	2640	15°	3000K	36-38V 600mA	0,60
41840	Bianco/ White	24W	2400	24W	2880	15°	4000K	36-38V 600mA	0,60
41862	Nero/Black	24W	2400	24W	2880	15°	4000K	36-38V 600mA	0,60
41830	Bianco/ White	24W	2280	24W	2640	24°	3000K	36-38V 600mA	0,60
41852	Nero/Black	24W	2280	24W	2640	24°	3000K	36-38V 600mA	0,60
41841	Bianco/ White	24W	2480	24W	2880	24°	4000K	36-38V 600mA	0,60
41863	Nero/Black	24W	2480	24W	2880	24°	4000K	36-38V 600mA	0,60
41831	Bianco/ White	24W	2340	24W	2640	38°	3000K	36-38V 600mA	0,60
41853	Nero/Black	24W	2340	24W	2640	38°	3000K	36-38V 600mA	0,60
41842	Bianco/ White	24W	2550	24W	2880	38°	4000K	36-38V 600mA	0,60
41864	Nero/Black	24W	2550	24W	2880	38°	4000K	36-38V 600mA	0,60
41832	Bianco/ White	24W	2310	24W	2640	55°	3000K	36-38V 600mA	0,60
41854	Nero/Black	24W	2310	24W	2640	55°	3000K	36-38V 600mA	0,60
41843	Bianco/ White	24W	2510	24W	2880	55°	4000K	36-38V 600mA	0,60
41865	Nero/Black	24W	2510	24W	2880	55°	4000K	36-38V 600mA	0,60

INSTALLAZIONE APPLICATION



Binario/Track

DISEGNI TECNICI TECHNICAL DRAWINGS



REGOLAZIONI ADJUSTABILITY



ACCESSORI ACCESSORIES

CODE	DESCRIPTION
71663	Filtro honeycomb 24W/Honeycomb filter 24W

FULGOR 35W



LED BRIDGELUX
CRI >90
PF >0,9

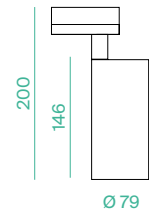
CODE	FINISHING	WATT	LUMEN	WATT LIGHT SOURCE	LUMEN LIGHT SOURCE	BEAM	KELVIN	VOLT	KG
41801	Bianco/ White	35W	3267	33,5W	3705	15°	3000K	36-38V 850mA	0,86
41815	Nero/Black	35W	3267	33,5W	3705	15°	3000K	36-38V 850mA	0,86
41808	Bianco/ White	35W	3405	33,5W	3973	15°	4000K	36-38V 850mA	0,86
41822	Nero/Black	35W	3405	33,5W	3973	15°	4000K	36-38V 850mA	0,86
41802	Bianco/ White	35W	3408	33,5W	3705	24°	3000K	36-38V 850mA	0,86
41816	Nero/Black	35W	3408	33,5W	3705	24°	3000K	36-38V 850mA	0,86
41809	Bianco/ White	35W	3462	33,5W	3973	24°	4000K	36-38V 850mA	0,86
41823	Nero/Black	35W	3462	33,5W	3973	24°	4000K	36-38V 850mA	0,86
41803	Bianco/ White	35W	3370	33,5W	3705	38°	3000K	36-38V 850mA	0,86
41817	Nero/Black	35W	3370	33,5W	3705	38°	3000K	36-38V 850mA	0,86
41810	Bianco/ White	35W	3483	33,5W	3973	38°	4000K	36-38V 850mA	0,86
41824	Nero/Black	35W	3483	33,5W	3973	38°	4000K	36-38V 850mA	0,86
41905	Bianco/ White	35W	3410	33,5W	3705	55°	3000K	36-38V 850mA	0,86
41906	Nero/Black	35W	3410	33,5W	3705	55°	3000K	36-38V 850mA	0,86
41907	Bianco/ White	35W	3451	33,5W	3973	55°	4000K	36-38V 850mA	0,86
41908	Nero/Black	35W	3451	33,5W	3973	55°	4000K	36-38V 850mA	0,86

INSTALLAZIONE APPLICATION



Binario/Track

DISEGNI TECNICI TECHNICAL DRAWINGS



REGOLAZIONI ADJUSTABILITY



ACCESSORI ACCESSORIES

CODE	DESCRIPTION
71664	Filtro honeycomb 35W/Honeycomb filter 35W

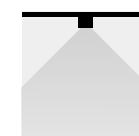
FULGOR 35W DALI-PUSH



LED BRIDGELUX
CRI >90
PF >0,9

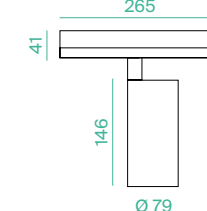
CODE	FINISHING	WATT	LUMEN	WATT LIGHT SOURCE	LUMEN LIGHT SOURCE	BEAM	KELVIN	VOLT	KG
41833	Bianco/ White	35W	3267	33,5W	3705	15°	3000K	36-38V 850mA	0,86
41855	Nero/Black	35W	3267	33,5W	3705	15°	3000K	36-38V 850mA	0,86
41844	Bianco/ White	35W	3405	33,5W	3973	15°	4000K	36-38V 850mA	0,86
41866	Nero/Black	35W	3405	33,5W	3973	15°	4000K	36-38V 850mA	0,86
41834	Bianco/ White	35W	3408	33,5W	3705	24°	3000K	36-38V 850mA	0,86
41856	Nero/Black	35W	3408	33,5W	3705	24°	3000K	36-38V 850mA	0,86
41845	Bianco/ White	35W	3462	33,5W	3973	24°	4000K	36-38V 850mA	0,86
41867	Nero/Black	35W	3462	33,5W	3973	24°	4000K	36-38V 850mA	0,86
41835	Bianco/ White	35W	3370	33,5W	3705	38°	3000K	36-38V 850mA	0,86
41857	Nero/Black	35W	3370	33,5W	3705	38°	3000K	36-38V 850mA	0,86
41846	Bianco/ White	35W	3483	33,5W	3973	38°	4000K	36-38V 850mA	0,86
41868	Nero/Black	35W	3483	33,5W	3973	38°	4000K	36-38V 850mA	0,86
41909	Bianco/ White	35W	3410	33,5W	3705	55°	3000K	36-38V 850mA	0,86
41910	Nero/Black	35W	3410	33,5W	3705	55°	3000K	36-38V 850mA	0,86
41911	Bianco/ White	35W	3451	33,5W	3973	55°	4000K	36-38V 850mA	0,86
41912	Nero/Black	35W	3451	33,5W	3973	55°	4000K	36-38V 850mA	0,86

INSTALLAZIONE APPLICATION



Binario/Track

DISEGNI TECNICI TECHNICAL DRAWINGS



REGOLAZIONI ADJUSTABILITY



ACCESSORI ACCESSORIES

CODE	DESCRIPTION
71664	Filtro honeycomb 35W/Honeycomb filter 35W



Arch. Paolo Venturi per Younique