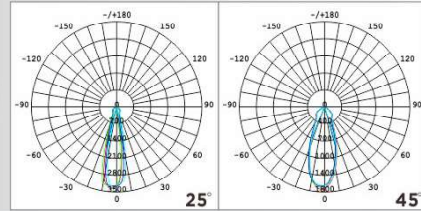


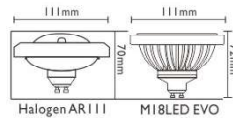
PRO CRI>90 MI8LED EVO

A+



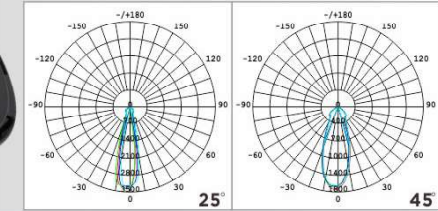
MI8LED EVO

codice	W	W	V	attacco	colore	lumen360°/cd	lumen90°	fascio	imballo
code	W	W	V	base	colour	lumen360°/cd	lumen90°	beam	packing
21507	18	159(ERP)	220 240	GU10	3000°K	1340/1635	1300	25°/45°	10/50



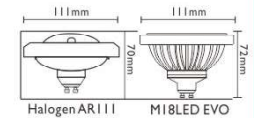
PRO CRI>90 MI8LED EVO

A+



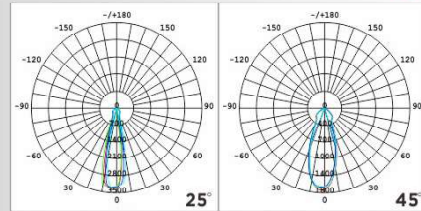
MI8LED EVO

codice	W	W	V	attacco	colore	lumen360°/cd	lumen90°	fascio	imballo
code	W	W	V	base	colour	lumen360°/cd	lumen90°	beam	packing
21509	18	159(ERP)	220-240	GU10	3000°K	1340/1635	1300	25°/45°	10/50



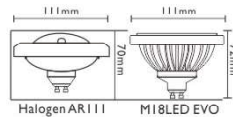
PRO CRI>90 MI8LED EVO

A+



MI8LED EVO

codice	W	W	V	attacco	colore	lumen360°/cd	lumen90°	fascio	imballo
code	W	W	V	base	colour	lumen360°/cd	lumen90°	beam	packing
21508	18	159(ERP)	220-240	GU10	3000°K	1340/1635	1300	25°/45°	10/50



MI8LED EVO

Parte posteriore/Back of bulb
Hook

Aprire i ganci con cacciavite/
Open hooks by screwdriver

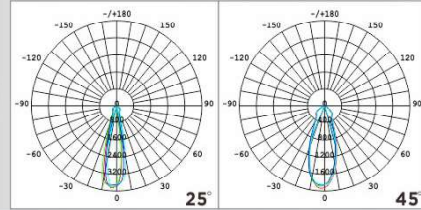
Smontaggio riflettore 45°
45° reflector removal

Installazione riflettore 25°
25° reflector installation

Fissare il riflettore tramite i ganci
Fix the reflector through the hooks

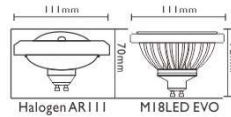
PRO MI8LED EVO

A+



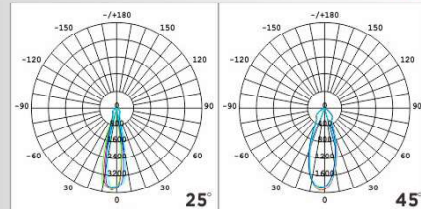
MI8LED EVO

codice	W	W	V	attacco	colore	lumen360°/cd	lumen90°	fascio	imballo
code	W	W	V	base	colour	lumen360°/cd	lumen90°	beam	packing
21402	18	194(FRP)	220-240	GU10	3000°K	1580/2357	1530	25°/45°	10/50
21408	18	201(ERP)	220-240	GU10	4000°K	1630/2466	1580	25°/45°	10/50



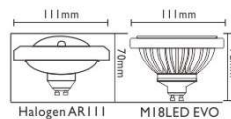
PRO MI8LED EVO

A+



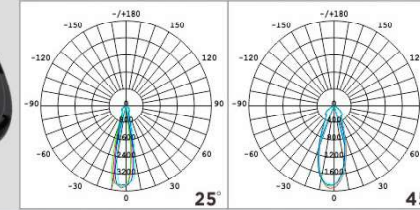
MI8LED EVO

codice	W	W	V	attacco	colore	lumen360°/cd	lumen90°	fascio	imballo
code	W	W	V	base	colour	lumen360°/cd	lumen90°	beam	packing
21403	18	194(ERP)	220-240	GU10	3000°K	1580/2357	1530	25°/45°	10/50
21409	18	201(ERP)	220-240	GU10	4000°K	1630/2466	1580	25°/45°	10/50



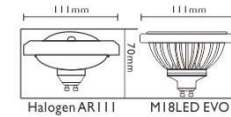
PRO MI8LED EVO

A+



MI8LED EVO

codice	W	W	V	attacco	colore	lumen360°/cd	lumen90°	fascio	imballo
code	W	W	V	base	colour	lumen360°/cd	lumen90°	beam	packing
21404	18	194(ERP)	220-240	GU10	3000°K	1580/2357	1530	25°/45°	10/50
21410	18	201(ERP)	220-240	GU10	4000°K	1630/2466	1580	25°/45°	10/50



MI8LED EVO

Parte posteriore/Back of bulb
Hook

Smontaggio riflettore 45°
45° reflector removal

Installazione riflettore 25°
25° reflector installation

Aprire i ganci con cacciavite/
Open hooks by screwdriver

Fissare il riflettore tramite i ganci
Fix the reflector through the hooks