

# CTL 600

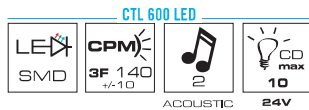
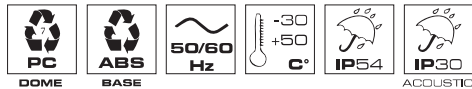


CTL 600

CTL 600  
ACOUSTIC

68 dB max

Cupole / Domes / Dômes Base



## CTL 600 STEADY

V ACDC	12 ÷ 24 ÷ 48 ÷ 110 ÷ 240
mA	415 210 105 45 21

## CTL 600 STEADY/FLASHING

V DC	12 ÷ 24 ÷ 48	-	-
V AC	-	24 ÷ 48 ÷ 110 ÷ 240	-
mA	425 215 105 45	20	-

## CTL 600 STEADY/FLA. ACOUSTIC

V ACDC	12	24	-
V AC	-	-	240
mA	420	220	25
dB(A)1m	65		

## CTL 600 LED

V ACDC	12÷24	-
V AC	-	90÷240
mA	170	30

## CTL 600 LED ACOUSTIC

V ACDC	12÷24	-
V AC	-	90÷240
mA	170	30
dB(A)1m	68	

Dispositivo luminoso disponibile in versione:  
STEADY e STEADY/FLASHING con lampada a incandescenza  
LED con tecnologia a LED SMD

L'avvisatore è inoltre disponibile con segnalazione acustica integrata (versioni ACOUSTIC).

### Tensione operativa

CTL 600 STEADY: 12/240V ACDC +/-10% (fornito senza lampada)

CTL 600 STEADY/FLASHING: 12/48V DC, 24/240V AC +/-10% (fornito senza lampada)

CTL 600 STEADY/FLASHING ACOUSTIC: 12V ACDC, 24V ACDC, 240V AC +/-10% (fornito con lampada)

CTL 600 LED e ACOUSTIC: 12/24V ACDC, 90/240V AC +/-10%

### Caratteristiche meccaniche

Base in ABS, cupola in policarbonato. Fissaggio tramite viteria standard non fornita.

### Caratteristiche luminose

CTL 600 STEADY (luce fissa), CTL 600 STEADY/FLASHING e ACOUSTIC (luce fissa/lampeggiante) con lampada a incandescenza Ba15d 5W

CTL 600 LED e ACOUSTIC (luce fissa/lampeggiante) con tecnologia LED SMD, triplo lampeggio 3F

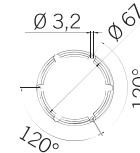
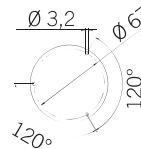
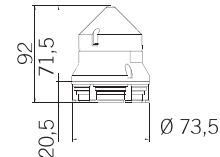
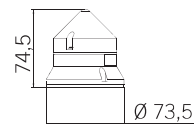
### Caratteristiche acustiche

Versioni ACOUSTIC con unità piezoelettrica integrata

CTL 600 STEADY/FLASHING: suono continuo (con luce fissa) o suono intermittente F/m 110 (con luce lampeggiante). Frequenza: 3600Hz

CTL 600 LED: suono continuo (con luce fissa) o suono intermittente F/m 180 (con luce lampeggiante). Frequenza: 3200Hz

### Certificazioni / Certifications



CTL 600

CTL 600  
ACOUSTIC

Luminous device available in different versions:  
STEADY and STEADY/FLASHING with  
incandescent lamp  
LED with SMD LED technology  
The device is also available with integrated  
acoustic signaling (ACOUSTIC versions).

### Voltages

CTL 600 STEADY: 12/240V ACDC +/-10% (supplied without bulb)

CTL 600 STEADY/FLASHING: 12/48V DC, 24/240V AC +/-10% (supplied without bulb)

CTL 600 STEADY/FLASHING ACOUSTIC: 12V ACDC, 24V ACDC, 240V AC +/-10% (supplied with bulb)

CTL 600 LED and ACOUSTIC: 12/24V ACDC, 90/240V AC +/-10%

### Mechanical features

ABS base, polycarbonate dome. Screw mounting (screws not included).

### Optical features

CTL 600 STEADY (steady light), CTL 600 STEADY/FLASHING and ACOUSTIC (steady/flashing light) with incandescent lamp Ba15d 5W

CTL 600 LED and ACOUSTIC (steady/flashing light) with SMD LED technology, triple-flash 3F

### Acoustic features

ACOUSTIC versions with integrated piezoelectric unit  
CTL 600 STEADY/FLASHING: continuous sound (with steady light) or intermittent sound F/m 110 (with flashing light). Frequency: 3600Hz  
CTL 600 LED: continuous sound (with steady light) or intermittent sound F/m 180 (with flashing light). Frequency: 3200Hz



Feu de signalisation disponible en version :  
STEADY et STEADY/FLASHING avec ampoule à incandescence  
LED avec technologie à LED SMD  
Le dispositif est également disponible avec un signal acoustique intégré (versions ACOUSTIC).

### Tension d'utilisation

CTL 600 STEADY : 12/240V ACDC +/-10% (fourni sans ampoule)

CTL 600 STEADY/FLASHING : 12/48V DC, 24/240V AC +/-10% (fourni sans ampoule)

CTL 600 STEADY/FLASHING ACOUSTIC : 12V ACDC, 24V ACDC, 240V AC +/-10% (fourni avec ampoule)

CTL 600 LED et ACOUSTIC : 12/24V ACDC, 90/240V AC +/-10%

### Caractéristiques mécaniques

Base en ABS, dôme en polycarbonate. Fixation par vis standards non fournies.

### Caractéristiques optiques

CTL 600 STEADY (feu fixe), CTL 600 STEADY/FLASHING et ACOUSTIC (feu fixe/clignotant) avec ampoule à incandescence Ba15d 5W

CTL 600 LED et ACOUSTIC (feu fixe/clignotant) avec technologie à LED SMD, triple flash 3F

### Caractéristiques acoustiques

Versions ACOUSTIC avec unité piézoélectrique intégrée

CTL 600 STEADY/FLASHING : son continu (avec lumière fixe) ou son pulsé F/m 110 (avec lumière clignotante). Fréquence : 3600Hz

CTL 600 LED : son continu (avec lumière fixe) ou son pulsé F/m 180 (avec lumière clignotante). Fréquence : 3200Hz

## Codici / Codes

## CTL STEADY\*

Luce fissa con lampada a filamento  
Steady light with incandescent bulb  
Feu fixe, ampoule à incandescence

	●	●	●	●	●
600 12/240V ACDC	-	33832	33833	33834	33835
900 12/240V ACDC	33841	33842	33843	33844	33845

\* Fornito senza lampada / Supplied without bulb / Fourni sans ampoule

## CTL STEADY/FLASHING\*

Luce fissa/lampeggiante con lampada a filamento  
Steady/flashing light with incandescent bulb  
Feu fixe/clignotant avec ampoule à incandescence

	●	●	●	●	●
600 12/48V DC	-	33522	33523	33524	33525
24/240V AC	-	33532	33533	33534	33535
900 12/48V DC	33561	33562	33563	33564	33565
24/240V AC	33571	33572	33573	33574	33575

\* Fornito senza lampada / Supplied without bulb / Fourni sans ampoule

## CTL STEADY/FLASHING ACOUSTIC\*

Luce fissa/lampeggiante con lampada a filamento + Acustica  
Steady/flashing light with incandescent bulb + Acoustics  
Feu fixe/clignotant avec ampoule à incandescence + Acoustique

	●	●	●	●	●
600 12V ACDC	-	33652	33653	33654	33655
24V ACDC	-	33662	33663	33664	33665
240V AC	-	33702	33703	33704	33705
900 12V ACDC	33711	33712	33713	33714	33715
24V ACDC	33721	33722	33723	33724	33725
240V AC	33761	33762	33763	33764	33765

\* Fornito con lampada / Supplied with bulb / Fourni avec ampoule

## CTL LED

Luce fissa/lampeggiante a LED  
LED steady/flashing light  
Feu fixe/clignotant à LED

	●	●	●	●	●
600 12/24V ACDC	-	38662	38663	38664	38665
90/240V AC	-	38672	38673	38674	38675
900 12/24V ACDC	38701	38702	38703	38704	38705
90/240V AC	38711	38712	38713	38714	38715
1200 12/24V ACDC	38741	38742	38743	38744	38745
90/240V AC	38751	38752	38753	38754	38755

## CTL LED ACOUSTIC

Luce fissa/lampeggiante a LED + Acustica  
LED steady/flashing light + Acoustics  
Feu fixe/clignotant à LED + Acoustique

	●	●	●	●	●
600 12/24V ACDC	-	38682	38683	38684	38685
90/240V AC	-	38692	38693	38694	38695
900 12/24V ACDC	38721	38722	38723	38724	38725
90/240V AC	38731	38732	38733	38734	38735
1200 12/24V ACDC	38761	38762	38763	38764	38765
90/240V AC	38771	38772	38773	38774	38775

## CTL X\*

Luce allo Xenon  
Flashing light with Xenon discharge tube  
Feu au Xénon

	●	●	●	●	●
900 12/24V ACDC	64442	64443	64444	64445	64446
240V AC	64454	64455	64456	64457	64458
1200 12/24V ACDC	64524	64525	64526	64527	64528
110V AC	64530	64531	64532	64533	64534
240V AC	64536	64537	64538	64539	64540

\* Fornito con lampada / Supplied with bulb / Fourni avec ampoule

## CTL X ACOUSTIC\*

Luce allo Xenon + Acustica  
Flashing light with Xenon discharge tube + Acoustics  
Feu au Xénon + Acoustique

	●	●	●	●	●
900 12/24V ACDC	27566	27567	27568	27569	27570
240V AC	27139	27140	27141	27142	27143
1200 12/24V ACDC	-	27481	27482	27483	27484
240V AC	27492	27493	27494	27495	27496

\* Fornito con lampada / Supplied with bulb / Fourni avec ampoule

## RICAMBI CUPOLE / SPARE DOMES / DOMES DE RECHANGE

	●	●	●	●	●
600	-	71191	71192	71193	71194
900	71196	71197	71198	71199	71200
1200	71090	71091	71092	71093	71094