

Technical Data Sheet

CODE 12067

SUPER IT HCS

Centrifugal duct fans for flush mounting



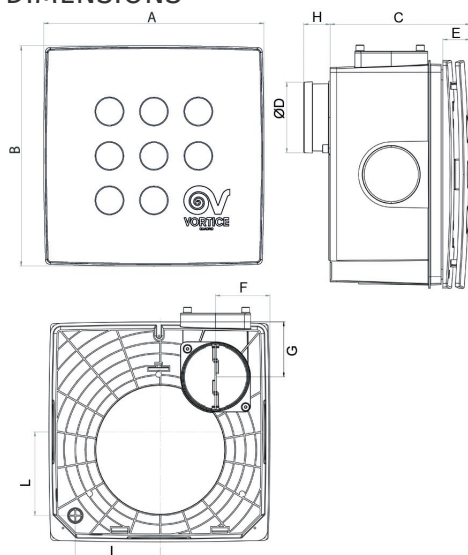
Certifications



TECHNICAL AND PERFORMANCE DATA

Absorbed power 1st speed (W)	50	Delivery 1st speed (m ³ /h)	140
Frequency (Hz)	50	Max delivery at max speed (l/s)	79
Insulation Class	II°	Max delivery at max speed (m ³ /h)	285
IP	X4	Pressure - 1st speed (mmH2O)	20
Max ambient temperature for continuous operation (°C)	50	Pressure - 1st speed (Pa)	196
Max. absorbed Current at max. speed (A)	0,5	Pressure max - max speed (mmH2O)	48
Max. absorbed Current at min. speed (A)	0,36	Pressure max - max speed (Pa)	476
Max. absorbed power at max speed (W)	115	RPM max	2160
Nominal Diameter (mm)	100	RPM min	1300
∅ Discharge Hole (mm)	97	Sound pressure level Lp [dB (A)] 3m - max speed	46,7
Voltage (V)	220-240	Sound pressure level Lp [dB (A)] 3m - min speed	33,6
Weight (Kg)	4,27	Sound pressure level side extraction [dB(A)] 3m - max speed	44,6
Delivery 1st speed (l/s)	38	Sound pressure level side extraction [dB(A)] 3m - min speed	30

DIMENSIONS



Size A (mm)	314
Size B (mm)	314
Size C (mm)	190
Size D (mm)	∅ 97
Size E (mm)	37
Size F (mm)	76
Size G (mm)	79
Size H (mm)	37
Size I (mm)	120
Size L (mm)	120

PER INFORMAZIONI:

Servizio al Cliente: tel +39 02 90699395 premendo 1 dopo messaggio registrato (consulenza su prodotti e impianti)

Pre & Post Vendita: fax +39 02 90699302

Email prevendita: prevendita@vortice-italy.com

Technical Data Sheet

CODE 12067

SUPER I T HCS

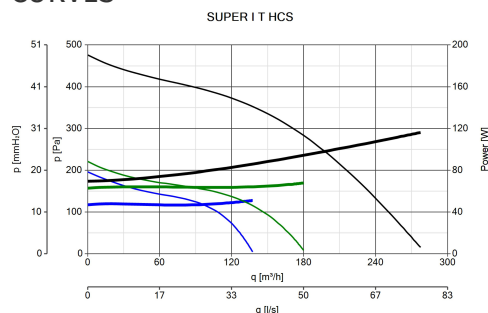
Centrifugal duct fans for flush mounting



DESCRIPTION

- Material used for parts not recessed into wall: white ABS plastic.
- Material used for parts recessed into wall: talc-filled black plastic (PP) giving added strength.
- Nominal diameter 100 mm.
- 3 speed fan through optional TRIO-S controller (code 12871), consisting of:
 - capacitor start induction motor equipped with thermal overload cutout and self-lubricating bushings,
 - forward centrifugal impeller.
 - Electronic pcb with humidistat function piloted by RH% sensor (4 preset thresholds: 60%, 70%, 80%, 90%, selectable during installation), designed to switch on the fan automatically. The pcb incorporates an electronic timer that shuts off the motor automatically when relative humidity returns below the threshold value. The timer setting is selectable during installation in the range 3'-20' (default setting 3').


CURVES



ACCESSORIES



**DEVIATORE DI
FLUSSO M 10/4**
Code 22310



**KIT SOFFITTO
SUPER**
Code 22493



TRIO-S
Code 12871

PER INFORMAZIONI:

Servizio al Cliente: tel +39 02 90699395 premendo 1 dopo messaggio registrato (consulenza su prodotti e impianti)
Pre & Post Vendita: fax +39 02 90699302
Email prevendita: prevendita@vortice-italy.com