

Technical Data Sheet

CODE 15000

TIRACAMINO TC 10 M

Radial chimney fan



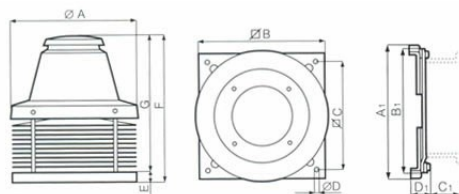
Certifications



TECHNICAL AND PERFORMANCE DATA

Absorbed Current max (A)	0,5	Delivery max (m ³ /h)	750
Absorbed Power max (W)	120	Portata max 60Hz (l/s)	252
Frequency (Hz)	50/60	Portata max 60Hz (m ³ /h)	910
Insulation Class	I°	Pressione max 60Hz (mmH2O)	26
IP	X4	Pressione max 60Hz (Pa)	255
Max absorbed Power at 60Hz (W)	150	Pressure max (mmH2O)	19
Nominal Diameter (mm)	180	Pressure max (Pa)	186
Voltage (V)	220-240	RPM	1400
Weight (Kg)	14,3	RPM max	1400
Delivery max (l/s)	208	Sound Pressure level Lp [dB (A)] 3m	52

DIMENSIONS



Size A (mm)	Ø
	405 -
	A1
	401
Size B (mm)	410 -
	B1
	357
Size C (mm)	357 -
	C1
	140
Size D (mm)	Ø 10
	- D1
	40
Size E (mm)	38
Size F (mm)	518
Size G (mm)	480

PER INFORMAZIONI:

Servizio al Cliente: tel +39 02 90699395 premendo 1 dopo messaggio registrato (consulenza su prodotti e impianti)

Pre & Post Vendita: fax +39 02 90699302

Email prevendita: prevendita@vortice-italy.com

Technical Data Sheet

CODE 15000

TIRACAMINO TC 10 M

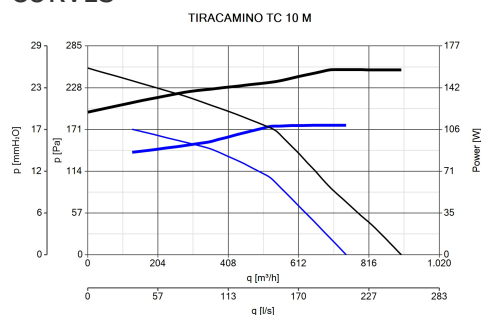
Radial chimney fan



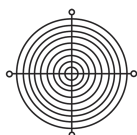
DESCRIPTION

- Base manufactured from phosphated pressed steel, epoxy powder coated with hammered effect finish, guaranteeing long-term resistance to atmospheric agents.
- Aerodynamically contoured inlet port for optimum performance, fashioned as a single unit with the base and gauged to optimize air flow.
- Pressed steel motor cover: pickled and phosphated surface, polyester powder coated and oven baked finish, colour grey, with hammered texture.
- Asynchronous motor with thermal overload cutout and shaft turning in ball bearings, coupled to backward curved impeller with dynamically balanced self-cleaning aluminium blades (UNI ISO 1940, Point 1 – Class 6.3).
- Maximum airflow: 750 m³/h.
- Protection grille with anti-bird rings (in accordance with UNI ISO 13857 standard), made of electrically welded steel; epoxy paint finish, colour black.
- Sub-frame for fixing the appliance to the flue stack.
- Equipped with steel safety wire for anchoring the appliance once installed.
- Designed for use at a continuous operating temperature of 200 °C.
- Variable speed controller supplied as standard.

CURVES



ACCESSORIES



TR-G 10/15
(GRIGLIA DI
PROTEZIONE)
Code 22700



C 1.5
(COMANDO EL.
1.5 A)
Code 12966



KIT SCB
(TRASF.E.C.)
Code 22481

PER INFORMAZIONI:

Servizio al Cliente: tel +39 02 90699395 premendo 1 dopo messaggio registrato (consulenza su prodotti e impianti)
Pre & Post Vendita: fax +39 02 90699302
Email prevendita: prevendita@vortice-italy.com