

Technical Data Sheet

CODE 15077

TORRETTA TRT 150 E 8P

Centrifugal roof fans with horizontal discharge



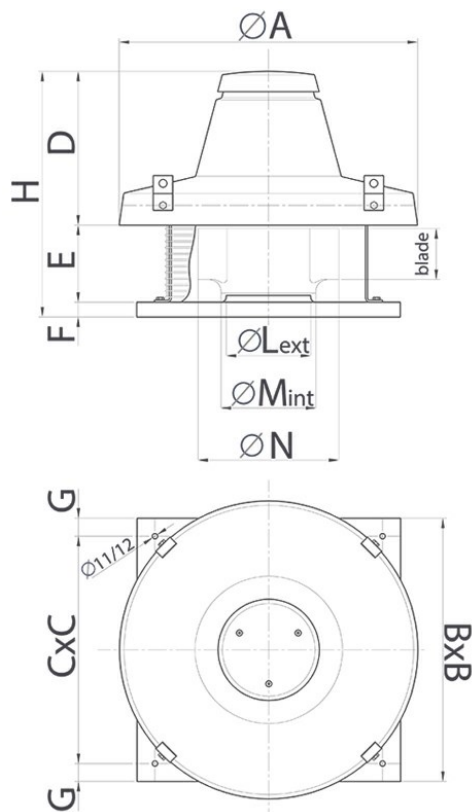
Certifications



TECHNICAL AND PERFORMANCE DATA

| | | | |
|---|------|-------------------------------------|-----------|
| Absorbed Current max (A) | 3,10 | Voltage (V) | 400 |
| Absorbed Power max (W) | 1600 | Weight (Kg) | 132 |
| Frequency (Hz) | 50 | Delivery max (l/s) | 4167 |
| Insulation Class | I° | Delivery max (m³/h) | 15000 |
| Max ambient temperature for continuous operation (°C) | 75 | Max static pressure | 45 Pa 442 |
| Motor IP protection | 55 | Pressure max (mmH2O) | 45 |
| Nominal Diameter (mm) | 550 | Pressure max (Pa) | 441 |
| Number of Phases (Ph) | 3 | RPM | 715 |
| Number of Poles | 8 | Sound Pressure level Lp [dB (A)] 3m | 74 |

DIMENSIONS



| | |
|-------------|------|
| Size A (mm) | 1165 |
| Size B (mm) | 980 |
| Size C (mm) | 900 |
| Size D (mm) | 605 |
| Size E (mm) | 383 |
| Size F (mm) | 38 |
| Size G (mm) | 40 |
| Size H (mm) | 1026 |

PER INFORMAZIONI:

Servizio al Cliente: tel +39 02 90699395 premando 1 dopo messaggio registrato (consulenza su prodotti e impianti)

Pre & Post Vendita: fax +39 02 90699302

Email prevendita: prevendita@vortice-italy.com

Technical Data Sheet

CODE 15077

TORRETTA TRT 150 E 8P

Centrifugal roof fans with horizontal discharge



DESCRIPTION

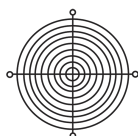
- Base manufactured from phosphated pressed steel, epoxy powder coated with hammered effect finish, guaranteeing long-term resistance to atmospheric agents.
- Aerodynamically contoured inlet port for optimum performance, fashioned as a single unit with the base and gauged to optimize air flow.
- Pressed steel motor cover: pickled and phosphated surface, polyester powder coated and oven baked finish, colour grey, with hammered texture.
- Accident prevention and anti-bird grilles (to UNI ISO 13857 standard), consisting of electrically welded steel rings with epoxy powder coated finish, colour black.
- Centrifugal impeller with self-cleaning backward curved steel blades, hot-dip galvanized and dynamically balanced (UNI ISO 1940, Point 1 – Class 6.3), and splined aluminium hub.
- 1 speed three phase AC motor, insulation class F, with shaft turning in double shielded ball bearings.
- Maximum airflow: 15000 m³/h
- Motor and fan designed for operation in ambient temperatures higher than 65 °C.
- Cooling fan for better dissipation of heat
- Galvanized steel eye lugs for transport and lifting/handling operations.
- Cable guaranteeing continuity of earth connection.
- Steel safety wire for anchoring the appliance once installed.
- Vortice speed controller.

ACCESSORIES



IRET 6

Code 12934



TR-G

100/150/180/210

6-8P(GRIGLI

APROT.)

Code 22507



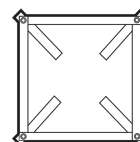
TR-B

100/150/180/210

6-8P (BOCC.

ASPIR.)

Code 22509



TR-CU

100/150/180/21

6-

8P(CONTROT.BA

Code 22540

PER INFORMAZIONI:

Servizio al Cliente: tel +39 02 90699395 premendo 1 dopo messaggio registrato (consulenza su prodotti e impianti)

Pre & Post Vendita: fax +39 02 90699302

Email prevendita: prevendita@vortice-italy.com