

Technical Data Sheet

CODE 15125

RF-EU M70 4P

Centrifugal roof fans with horizontal discharge



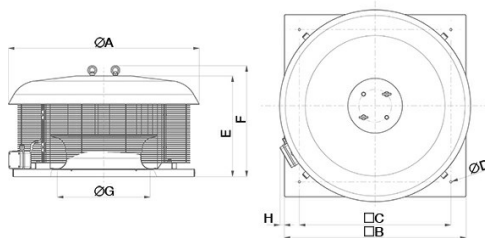
Certifications



TECHNICAL AND PERFORMANCE DATA

Absorbed Current max (A)	5,30	Number of Poles	4
Absorbed Power max (W)	1130	Voltage (V)	230
Frequency (Hz)	50	Weight (Kg)	32
Insulation Class	I°	Delivery max (l/s)	2222
IP	24	Delivery max (m³/h)	8000
Max ambient temperature for continuous operation (°C)	60	Pressure max (mmH2O)	51,1
Motor IP protection	54	Pressure max (Pa)	501
Nominal Diameter (mm)	250	RPM	1400
Number of Phases (Ph)	1	Sound power level Lw [dB(A)]	74
		Sound pressure level Lp in free field [dB(A)] 3 m	53

DIMENSIONS



Size A (mm)	720
Size B (mm)	600
Size C (mm)	500
Size D (mm)	11
Size E (mm)	400
Size F (mm)	451
Size G (mm)	402
Size H (mm)	76

PER INFORMAZIONI:

Servizio al Cliente: tel +39 02 90699395 premendo 1 dopo messaggio registrato (consulenza su prodotti e impianti)

Pre & Post Vendita: fax +39 02 90699302

Email prevendita: prevendita@vortice-italy.com

Technical Data Sheet

CODE 15125

RF-EU M70 4P

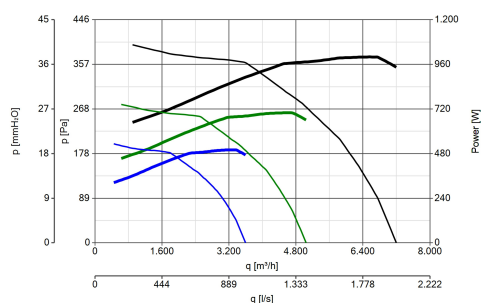
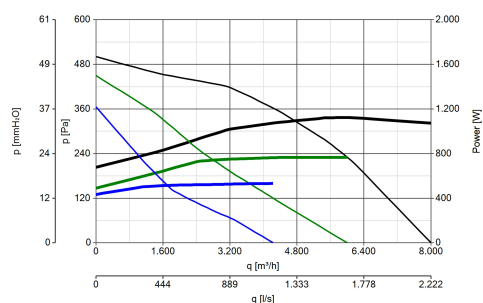
Centrifugal roof fans with horizontal discharge



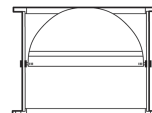
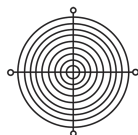
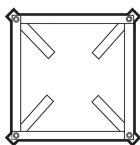
DESCRIPTION

- Pressed steel motor cover: pickled and phosphated surface, polyester powder coated and oven baked finish, colour grey, with hammered texture.
- Base: pickled and phosphated surface, polyester powder coated and oven baked finish with hammered texture, colour grey; inlet port: zinc-coated pressed steel.
- Single phase AC motor of external rotor type with thermal overload cutout and shaft turning in ball bearings, insulation class F, coupled to a centrifugal impeller with self-cleaning backward curved blades.
- Equipped with capacitor to EN 60252-1 standard, IMQ certified.
- Electrical connection by way of wiring box with thermoplastic cable gland.
- Galvanized steel eye lugs for transport and lifting/handling operations.
- Accident prevention and anti-bird grilles, consisting of electrically welded steel rings with epoxy powder coated finish, colour black.
- Steel safety wire for anchoring appliances once installed.
- Continuity of earth connection guaranteed by dedicated binding posts.
- Vortice speed controller.

CURVES



ACCESSORIES



TR-CU 20/30/50
(CONTROTELAIO
DI BASE U)
Code 22512

TR-B 70/100
(BOCCAGLIO
ASPIRAZIONE)
Code 22508

TR-G 70/100
(GRIGLIA DI
PROTEZIONE)
Code 22506

TR-S 70/100
(SERRANDA A
GRAVITA')
Code 22541

PER INFORMAZIONI:

Servizio al Cliente: tel +39 02 90699395 premendo 1 dopo messaggio registrato (consulenza su prodotti e impianti)
Pre & Post Vendita: fax +39 02 90699302
Email prevendita: prevendita@vortice-italy.com