

Technical Data Sheet

CODE 15126

RF-EU T10 4P

Centrifugal roof fans with horizontal discharge



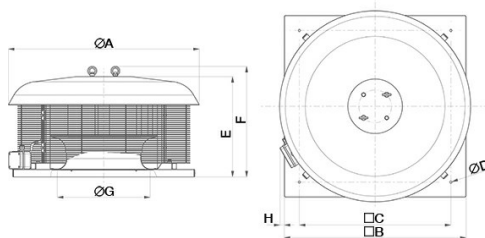
Certifications



TECHNICAL AND PERFORMANCE DATA

Absorbed Current max (A)	0,21	Number of Poles	4
Absorbed Power max (W)	90	Voltage (V)	400
Frequency (Hz)	50	Weight (Kg)	15
Insulation Class	I°	Delivery max (l/s)	375
IP	24	Delivery max (m³/h)	1350
Max ambient temperature for continuous operation (°C)	60	Pressure max (mmH2O)	20,7
Min ambient temperature for continuous operation (°C)	-15	Pressure max (Pa)	203
Motor IP protection	44	RPM	1367
Nominal Diameter (mm)	300	Sound power level Lw [dB(A)]	51,0
Number of Phases (Ph)	3	Sound pressure level Lp in free field [dB(A)] 3 m	30,5

DIMENSIONS



Size A (mm)	540
Size B (mm)	410
Size C (mm)	357
Size D (mm)	11
Size E (mm)	256
Size F (mm)	295
Size G (mm)	235
Size H (mm)	69

PER INFORMAZIONI:

Servizio al Cliente: tel +39 02 90699395 premendo 1 dopo messaggio registrato (consulenza su prodotti e impianti)

Pre & Post Vendita: fax +39 02 90699302

Email prevendita: prevendita@vortice-italy.com

Technical Data Sheet

CODE 15126

RF-EU T10 4P

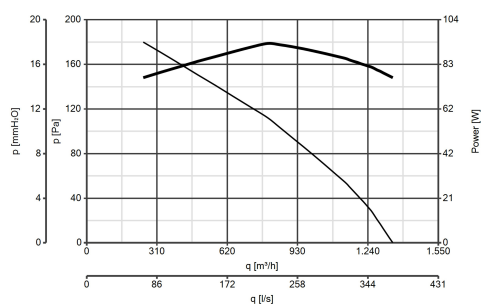
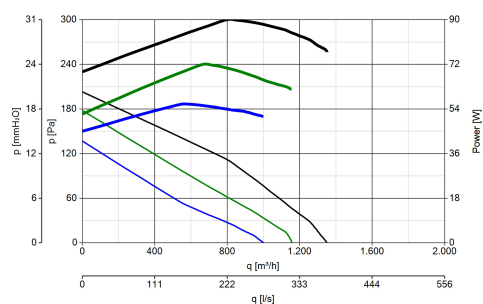
Centrifugal roof fans with horizontal discharge



DESCRIPTION

- Pressed steel motor cover: pickled and phosphated surface, polyester powder coated and oven baked finish, colour grey, with hammered texture.
- Base: pickled and phosphated surface, polyester powder coated and oven baked finish with hammered texture, colour grey; inlet port: zinc-coated pressed steel.
- Single phase AC motor of external rotor type with thermal overload cutout and shaft turning in ball bearings, insulation class F, coupled to a centrifugal impeller with self-cleaning backward curved blades.
- Electrical connection by way of wiring box with thermoplastic cable gland.
- Galvanized steel eye lugs for transport and lifting/handling operations.
- Accident prevention and anti-bird grilles, consisting of electrically welded steel rings with epoxy powder coated finish, colour black.
- Steel safety wire for anchoring appliances once installed.
- Continuity of earth connection guaranteed by dedicated binding posts.
- Vortice speed controller.

CURVES



ACCESSORIES



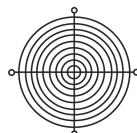
TR-CU 10/15
(CONTROTELAIO
DI BASE U.)

Code 22511



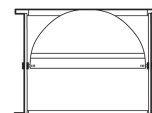
TR-B 20/30/50
(BOCCAGLIO
ASPIRAZIONE)

Code 22610



TR-G 20/30/50
(GRIGLIA DI
PROTEZIONE)

Code 22710



TR-S 20/30/50
(SERRANDA A
GRAVITA')

Code 22510

PER INFORMAZIONI:

Servizio al Cliente: tel +39 02 90699395 premendo 1 dopo messaggio registrato (consulenza su prodotti e impianti)

Pre & Post Vendita: fax +39 02 90699302

Email prevendita: prevendita@vortice-italy.com