

Technical Data Sheet

CODE 15129

RF-EU T30 4P

Centrifugal roof fans with horizontal discharge



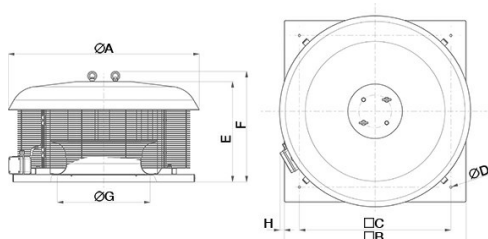
Certifications



TECHNICAL AND PERFORMANCE DATA

Absorbed Current max (A)	0,88	Number of Poles	4
Absorbed Power max (W)	440	Voltage (V)	400
Frequency (Hz)	50	Weight (Kg)	29,3
Insulation Class	I°	Delivery max (l/s)	1,1111
IP	24	Delivery max (m³/h)	4000
Max ambient temperature for continuous operation (°C)	60	Pressure max (mmH2O)	50,4
Min ambient temperature for continuous operation (°C)	-40	Pressure max (Pa)	494
Motor IP protection	54	RPM	1300
Nominal Diameter (mm)	300	Sound power level Lw [dB(A)]	59,2
Number of Phases (Ph)	3	Sound pressure level Lp in free field [dB(A)] 3 m	38,7

DIMENSIONS



Size A (mm)	720
Size B (mm)	550
Size C (mm)	500
Size D (mm)	11
Size E (mm)	338
Size F (mm)	378
Size G (mm)	325
Size H (mm)	69

PER INFORMAZIONI:

Servizio al Cliente: tel +39 02 90699395 premendo 1 dopo messaggio registrato (consulenza su prodotti e impianti)

Pre & Post Vendita: fax +39 02 90699302

Email prevendita: prevendita@vortice-italy.com

Technical Data Sheet

CODE 15129

RF-EU T30 4P

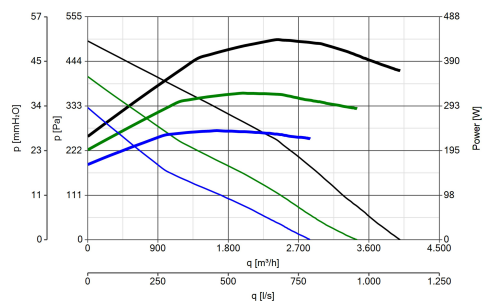
Centrifugal roof fans with horizontal discharge



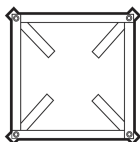
DESCRIPTION

- Pressed steel motor cover: pickled and phosphated surface, polyester powder coated and oven baked finish, colour grey, with hammered texture.
- Base: pickled and phosphated surface, polyester powder coated and oven baked finish with hammered texture, colour grey; inlet port: zinc-coated pressed steel.
- Single phase AC motor of external rotor type with thermal overload cutout and shaft turning in ball bearings, insulation class F, coupled to a centrifugal impeller with self-cleaning backward curved blades.
- Electrical connection by way of wiring box with thermoplastic cable gland.
- Galvanized steel eye lugs for transport and lifting/handling operations.
- Accident prevention and anti-bird grilles, consisting of electrically welded steel rings with epoxy powder coated finish, colour black.
- Steel safety wire for anchoring appliances once installed.
- Continuity of earth connection guaranteed by dedicated binding posts.
- Vortice speed controller.

CURVES



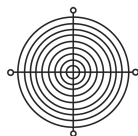
ACCESSORIES



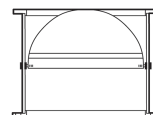
TR-CU 20/30/50
(CONTROTELAIO
DI BASE U)
Code 22512



TR-B 70/100
(BOCCAGLIO
ASPIRAZIONE)
Code 22508



TR-G 70/100
(GRIGLIA DI
PROTEZIONE)
Code 22506



TR-S 70/100
(SERRANDA A
GRAVITA')
Code 22541

PER INFORMAZIONI:

Servizio al Cliente: tel +39 02 90699395 premendo 1 dopo messaggio registrato (consulenza su prodotti e impianti)
Pre & Post Vendita: fax +39 02 90699302
Email prevendita: prevendita@vortice-italy.com