

Technical Data Sheet

CODE 15155

TORRETTA TRT 10 E 4P

Centrifugal roof fans with horizontal discharge



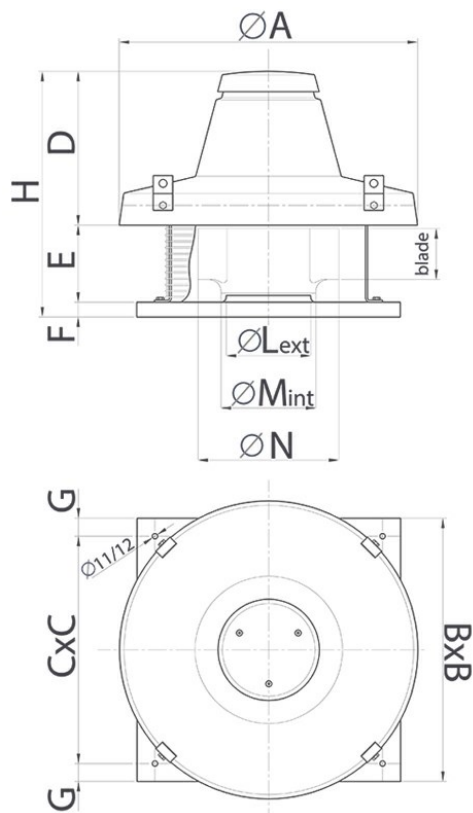
Certifications



TECHNICAL AND PERFORMANCE DATA

Absorbed Current max (A)	0,30	Number of Poles	4
Absorbed Power max (W)	100	Voltage (V)	400
Frequency (Hz)	50	Weight (Kg)	14,5
Insulation Class	I°	Delivery max (l/s)	306
Max ambient temperature for continuous operation (°C)	90	Delivery max (m³/h)	1100
Motor IP protection	55	Pressure max (mmH2O)	22
Nominal Diameter (mm)	200	Pressure max (Pa)	216
Number of Phases (Ph)	3	RPM	1400
		Sound Pressure level Lp [dB (A)] 3m	56

DIMENSIONS



Size A (mm)	Ø
Size B (mm)	600
Size C (mm)	410
Size D (mm)	357
Size E (mm)	310
Size F (mm)	108
Size G (mm)	38
Size H (mm)	26,5
Size L (mm)	456
Size M (mm)	Ø 170
Size N (mm)	Ø
	187,5
	Ø 283

PER INFORMAZIONI:

Servizio al Cliente: tel +39 02 90699395 premendo 1 dopo messaggio registrato (consulenza su prodotti e impianti)

Pre & Post Vendita: fax +39 02 90699302

Email prevendita: prevendita@vortice-italy.com

Technical Data Sheet

CODE 15155

TORRETTA TRT 10 E 4P

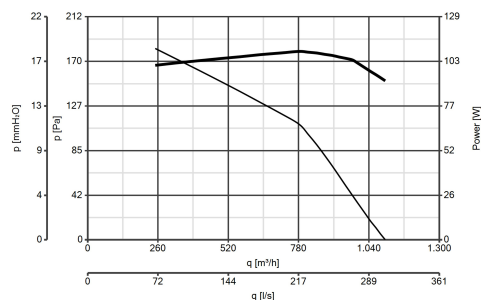
Centrifugal roof fans with horizontal discharge



DESCRIPTION

- Base manufactured from phosphated pressed steel, epoxy powder coated with hammered effect finish, guaranteeing long-term resistance to atmospheric agents.
- Aerodynamically contoured inlet port for optimum performance, fashioned as a single unit with the base and gauged to optimize air flow.
- Pressed steel motor cover: pickled and phosphated surface, polyester powder coated and oven baked finish, colour grey, with hammered texture.
- Accident prevention and anti-bird grilles (to UNI ISO 13857 standard), consisting of electrically welded steel rings with epoxy powder coated finish, colour black.
- Centrifugal impeller with self-cleaning backward curved aluminium blades, dynamically balanced (UNI ISO 1940, Point 1 – Class 6.3), and splined aluminium hub.
- 1 speed single phase AC motor, insulation class F, with shaft turning i double shielded ball bearings.
- Maximum airflow: 1100 m³/h
- Motor and fan designed for operation in ambient temperatures higher than 65 °C.
- Cooling fan for better dissipation of heat
- Galvanized steel eye lugs for transport and lifting/handling operations.
- Cable guaranteeing continuity of earth connection.
- Steel safety wire for anchoring the appliance once installed.
- Vortice speed controller.

CURVES



ACCESSORIES



IRT 15

Code 12923



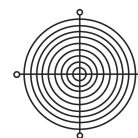
**TR-CU 10/15
(CONTROTELAIO
DI BASE U.)**

Code 22511



**TR-B 10/15
(BOCCAGLIO
ASPIRAZIONE)**

Code 22600



**TR-G 10/15
(GRIGLIA DI
PROTEZIONE)**

Code 22700

PER INFORMAZIONI:

Servizio al Cliente: tel +39 02 90699395 premendo 1 dopo messaggio registrato (consulenza su prodotti e impianti)

Pre & Post Vendita: fax +39 02 90699302

Email prevendita: prevendita@vortice-italy.com