

CA MD RANGE

In-line centrifugal fans in metal

Painted sheet steel mixed flow duct fans, installed in false ceilings or in attics. The ideal low-visual impact ventilation solution for residential, commercial or industrial premises (kitchens, toilets, laboratories, bars, restaurants, laundries, shops, etc).


VERSIONS


8 models, with nominal diameter between 100 and 315 mm.

KEY FEATURES

- Built to withstand weathering and high temperatures.
- Standard supplied support brackets.
- High protection rating from dust and water for safe use in industrial environments.
- Wide continuous operation temperature range (-25 °C / + 50 °C).
- Can be installed horizontally, vertically or sloping.

TECHNICAL FEATURES

- Pickled, phosphate-coated steel sheet casing that has been painted with polyester paint against aggressive weathering.
- Motor-holder built into the boxes housing the mains connection terminals and the flow conditioner fins, constructed in self-extinguishing plastic resin (V0).
- 3-speed fans that can be set using optional device TRIO-CA (code 12869), composed of:
 - AC motors with thermal overload cut-out and shafts turning on ball bearings to guarantee long lasting continuous service (at least 30,000 h) at the maximum plate temperature.
 - Backward-curve, heat resistant plastic resin blade impellers loaded with glass fibre to combine structural strength and dimensional stability.
- Galvanised steel sheet brackets for wall, ceiling and false ceiling installation.
- Possibility of connecting to remote environmental temperature, humidity, smoke and presence sensors (optional).
- Performance and safety certified by third party body (IMQ).
- Protection rating from dusts and water: IP44 (appliance ducted in extraction and delivery).
- Insulation Class: II .





TECHNICAL DATA

Models	Code	V~50HZ	W min/med/max	A min/med/max	RPM min/med/max	Max Airflow		Max Pressure		LP DB(A) 3m min/med/max	Max °C	KG
						m³/h min/med/max	l/s min/med/max	mmH ₂ O min/med/max	Pa min/med/max			
CA 100 MD	16150	230	26	0,22	1190	163	45,0	19,9	195,9	32,3*	50	2,97
			47	0,30	1810	250	69,4	33	323,4	-		
			85	0,40	2370	337	93,0	38,9	381,6	43,2*		
CA 125 MD	16151	230	26	0,22	1130	210	58,0	17,6	172,6	30,8*	50	3,0
			47	0,30	1685	315	87,5	30,7	301,3	-		
			85	0,40	2300	445	123,6	36,8	361,4	45,9*		
CA 150 MD E	16163	230	26	0,22	1160	230	63,8	12,3	121,0	42,3**	50	4,9
			47	0,30	1725	350	97,2	25,3	248,7	-		
			85	0,38	2650	535	148,6	44,3	435,1	53,2**		
CA 150 Q MD	16152	230	26	0,22	1160	230	63,8	12,3	121,1	34,7*	50	2,98
			47	0,30	1725	350	97,2	25,3	248,2	-		
			85	0,40	2340	470	130,5	33,3	327,0	48,1*		
CA 160 MD E	16164	230	39	0,35	1130	325	90,2	32,7	321,5	43,4*	50	4,9
			53	0,36	2160	450	125	41,8	409,8	-		
			85	0,38	2665	555	154,1	44,0	431,8	53,4*		
CA 200 MD E	16165	230	39	0,35	1440	412	114,0	36,0	353,0	36,2**	50	4,8
			57	0,38	2140	620	172,2	45,0	441,0	-		
			89	0,43	2630	775	215,0	45,0	441,0	48,1**		
CA 250 MD E	16166	230	50	0,47	1410	540	150,0	33,7	330,8	38,3**	50	5,3
			82	0,55	2120	805	223,6	49,2	482,6	-		
			120	0,53	2635	1010	280,5	54,8	537,6	52,7**		
CA 315 MD E	16167	230	50	0,47	1510	570	158,3	36,0	353,2	41,8**	50	7,0
			82	0,54	2150	830	230,5	50,7	497,3	-		
			120	0,53	2630	1015	281,9	55,5	544,9	52,3**		

* Sound pressure level measured at 3 m in free field conditions with long-cased appliance in delivery mode in accordance with standard EN ISO 3741.

** Sound pressure level measured at 3 m in free field conditions with long-cased appliance in delivery mode in accordance with standard EN ISO 9614.

CA MD RANGE

Available only for Extra EU market and therefore not in compliance with Reg. ErP 2018

- 8 models, with nominal diameter between 100 and 315 mm.
- 2-speed motors with thermal overload cut-out and shaft turning in ball bearings to guarantee long lasting continuous service (at least 30,000 h) at the maximum plate temperature. Speed adjustment using Vortice accessory devices.
- Performance and safety certified by third party body (IMQ).

TECHNICAL DATA - AVAILABLE ONLY FOR EXTRA EU MARKET

Models	Code	V~50/60HZ	W min/max	A min/max	RPM min/max	Max Airflow		Max Pressure		LP DB(A) 3m min/max	Max °C	KG
						m³/h min/max	l/s min/max	mmH ₂ O min/max	Pa min/max			
CA 100 MD*	16107	220-240	60	0.30	1730	220	61	30	294	32.2**	50	2.97
			85	0.40	2450	340	94	39	383	43.2**		
CA 125 MD*	16108	220-240	60	0.30	1580	280	78	27	265	30.8**	50	3.0
			85	0.40	2380	450	125	37	363	45.9**		
CA 150 MD*	16153	220-240	110	0.50	1815	570	188	44	432	40.7	50	5.52
			155	0.70	2080	770	214	54	530	48.0		
CA 150 Q MD*	16109	220-240	60	0.30	1430	300	83	21	206	34.7**	50	2.98
			85	0.40	2350	500	139	35	343	48.1**		
CA 160 M*	16154	220-240	110	0.55	1654	640	178	41	402	40.7	50	5.47
			155	0.70	2080	840	228	50	491	47.4		
CA 200 MD*	16155	220-240	110	0.55	1700	820	228	37	363	43.8	50	5.43
			155	0.70	2100	1050	292	48	471	49.6		
CA 250 MD*	16156	220-240	115	0.55	1800	950	264	42	412	46.7	50	6.55
			200	0.90	2420	1300	361	56	549	55.9		
CA 315 MD*	16157	220-240	190	0.85	1940	1350	375	52	510	52.4	50	9.47
			280	1.25	2500	1800	500	72	706	57.7		

* Available only for the Extra EU market

** Sound pressure level measured at 3 m in free field conditions with long-cased appliance in delivery mode in accordance with standard EN ISO 3741.

*** Sound pressure level measured at 3 m in free field conditions with long-cased appliance in delivery mode in accordance with standard EN ISO 9614.



COMMERCIAL VENTILATION

CA MD RANGE

ENERGY DATA FOR REGULATION N° 1254/2014/UE

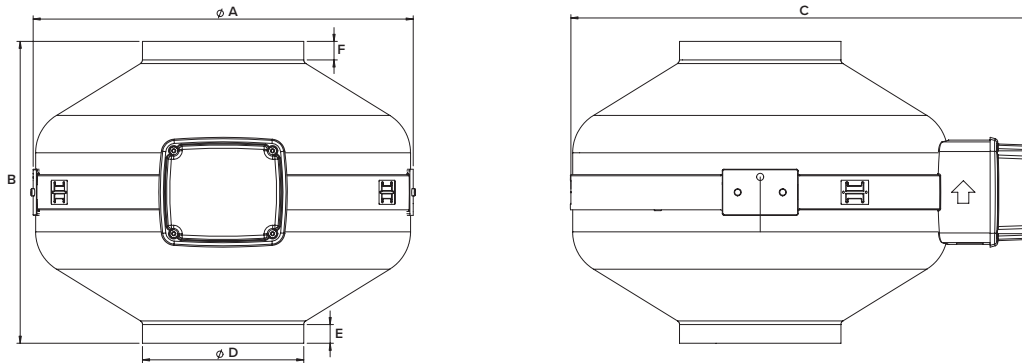
	UNIT OF MEASURE	CA 160 MD E	CA 200 MD E	CA 250 MD E	CA 315 MD E
CODE		16164	16165	16166	16167
Supplier's name or trade mark	-	Vortice	Vortice	Vortice	Vortice
SFPint	W(m³/s)	482,85	382,78	397,50	385,03
Declared typology	-	NRVU-U**	NRVU-U**	NRVU-U**	NRVU-U**
Type of drive	-	MSD***	MSD***	MSD***	MSD***
Type of heat recovery system HRS	-	None	None	None	None
Nominal NRVU flow rate	m³/s	0,13611	0,21389	0,2747	0,2791
Effective electric power input	kW	0,088	0,089	0,127	0,123
Face velocity at design flow rate	m/s	6,7696	6,8083	5,5966	3,5822
Nominal external pressure (Δp_s , ext)	Pa	70	12	21	18
Internal pressure drop of ventilation components (Δp_s ,int)	Pa	279	135	126	122
Internal pressure drop of non-ventilation components (Δp_s ,add)	Pa	0	0	0	0
Static efficiency of fans used in accordance with Regulation (EU) N. 327/2011	%	43,2	35,3	31,8	31,8
Declared maximum internal leakage rate of the casing of ventilation units	%	NA*	NA*	NA*	NA*
Declared maximum external leakage rate of the casing of ventilation units	%	5,9	4,2	2,3	2,2
Energy performance energy or classification of the filters	-	NA*	NA*	NA*	NA*
Description of visual filter warning	-	NA*	NA*	NA*	NA*
Casing sound power level	LWA[dB(A)]	74	69	73	73

	UNIT OF MEASURE	CA 100 MD	CA 125 MD	CA 150 MD E	CA 150 Q MD
CODE		16150	16151	16163	16152
Supplier's name or trade mark	-	Vortice	Vortice	Vortice	Vortice
SFPint	W(m³/s)	602,29	478,53	567,30	408,13
Declared typology	-	NRVU-U**	NRVU-U**	NRVU-U**	NRVU-U**
Type of drive	-	MSD***	MSD***	MSD***	MSD***
Type of heat recovery system HRS	-	None	None	None	None
Nominal NRVU flow rate	m³/s	0,07917	0,09861	0,14333	0,10260
Effective electric power input	kW	0,051	0,051	0,086	0,053
Face velocity at design flow rate	m/s	10,08	8,0335	8,1110	5,8003
Nominal external pressure (Δp_s , ext)	Pa	12,8	8,8	15	31,4
Internal pressure drop of ventilation components (Δp_s ,int)	Pa	183	148	255	149
Internal pressure drop of non-ventilation components (Δp_s ,add)	Pa	0	0	0	0
Static efficiency of fans used in accordance with Regulation (EU) N. 327/2011	%	30,4	30,7	44,9	28,8
Declared maximum internal leakage rate of the casing of ventilation units	%	NA*	NA*	NA*	NA*
Declared maximum external leakage rate of the casing of ventilation units	%	3,6	3,0	6,3	2,8
Energy performance energy or classification of the filters	-	NA*	NA*	NA*	NA*
Description of visual filter warning	-	NA*	NA*	NA*	NA*
Casing sound power level	LWA[dB(A)]	64	66	74	69

*NA: Not applicable - **RVU-U: Non Residential Ventilation Unit - Unidirectional - ***MSD: Multi-Speed Drive

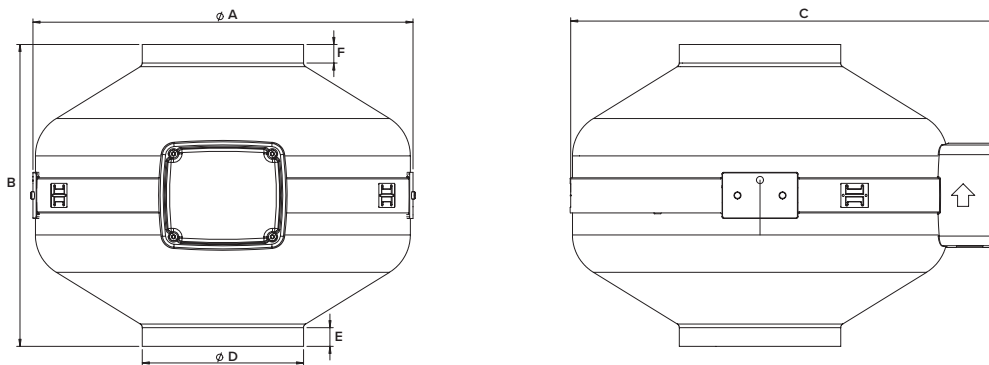


DIMENSIONS



MODELS	ØA	B	C	ØD	E	F
CA 100	255	239	330	97	15	15
CA 125	255	239	330	122	23	23
CA 150 Q	255	239	330	147	30	30
CA 150	347	275	424	147	17	17
CA 160	347	275	424	157	18	18
CA 200	347	275	424	197	20	17
CA 250	347	275	424	247	38	35
CA 315	406	306	488	312	21	30

Dimensions (mm)



AVAILABLE ONLY FOR EXTRA EU MARKET

MODELS	ØA	B	C	ØD	E	F
CA 100	255	239	300	97	15	15
CA 125	255	239	300	122	23	23
CA 150 Q	255	239	300	147	30	30
CA 150	347	275	424	147	17	17
CA 160	347	375	424	157	18	18
CA 200	347	275	424	197	20	17
CA 250	347	375	394	247	38	35
CA 315	406	306	458	312	21	30

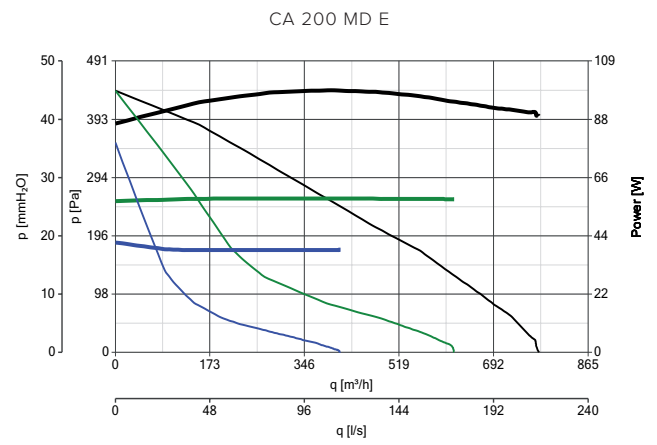
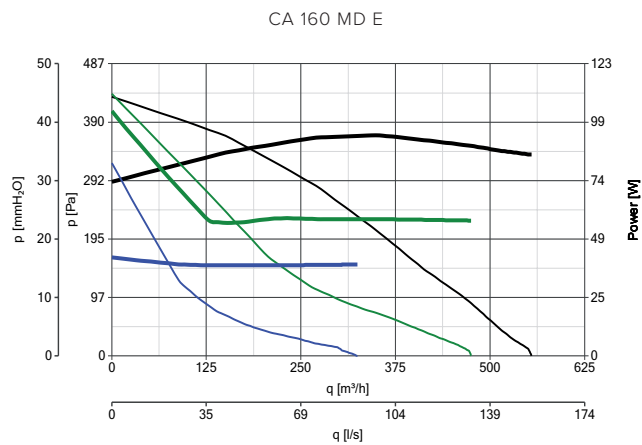
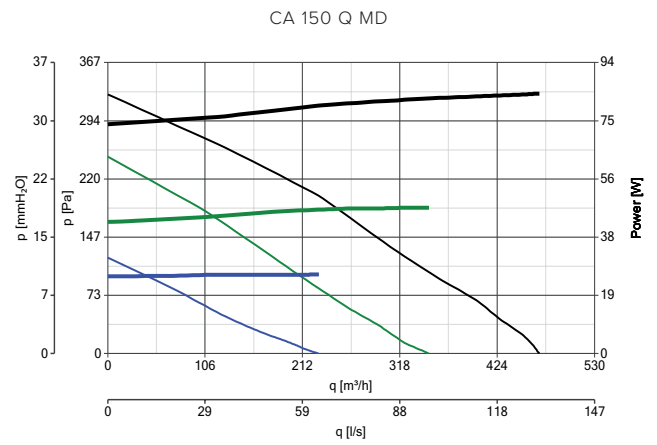
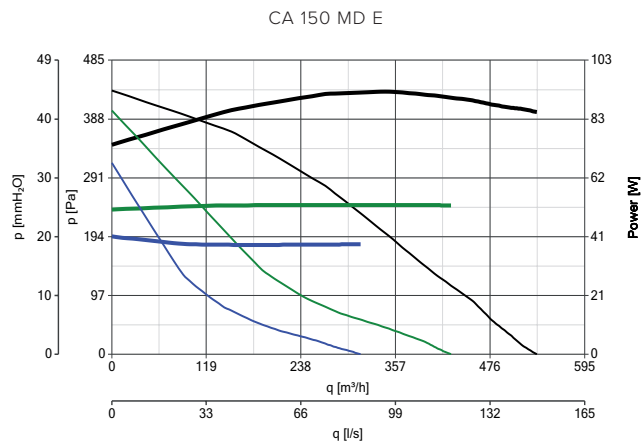
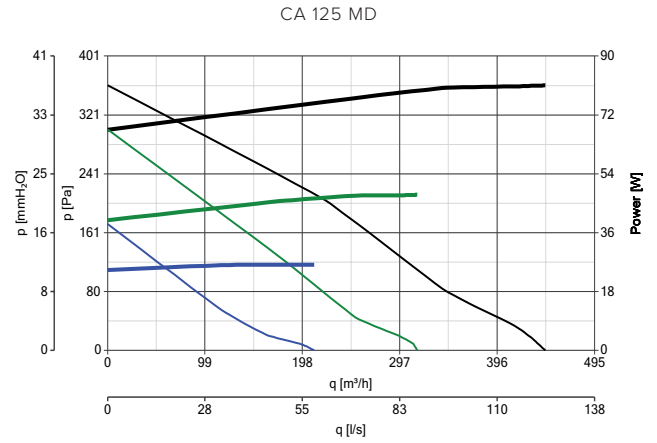
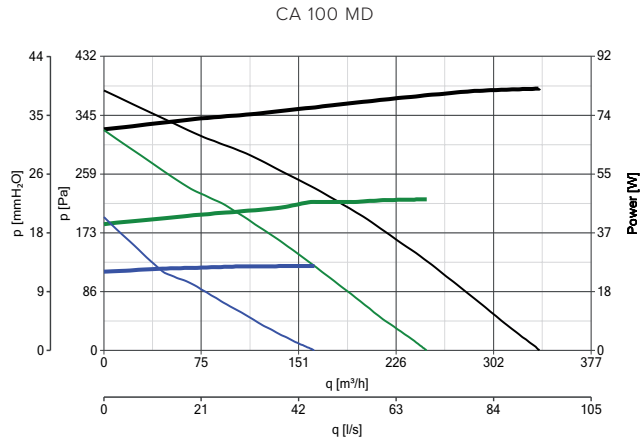
Dimensions (mm)



COMMERCIAL VENTILATION

CA MD RANGE

PERFORMANCES CURVES

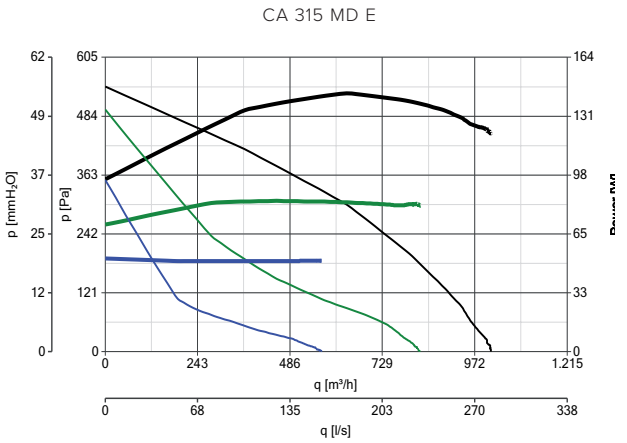
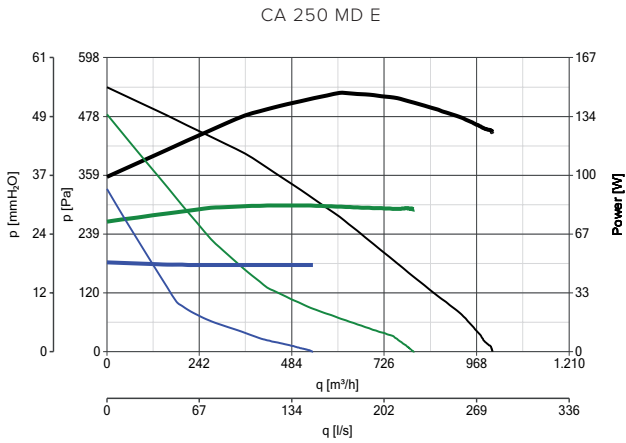


POWER CONSUMPTION
 — max
 — med
 — min

PERFORMANCE CURVES
 — max
 — med
 — min



PERFORMANCES CURVES



POWER CONSUMPTION PERFORMANCE CURVES
— max — max
— med — med
— min — min



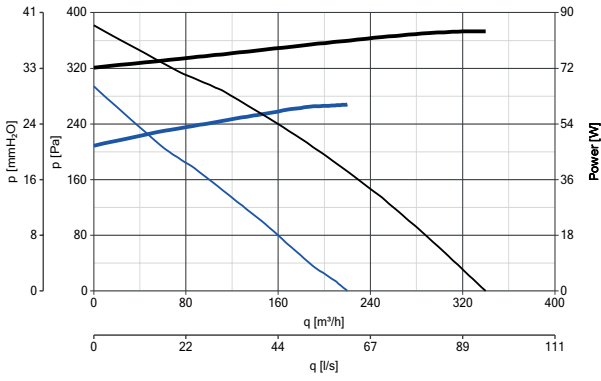


COMMERCIAL VENTILATION

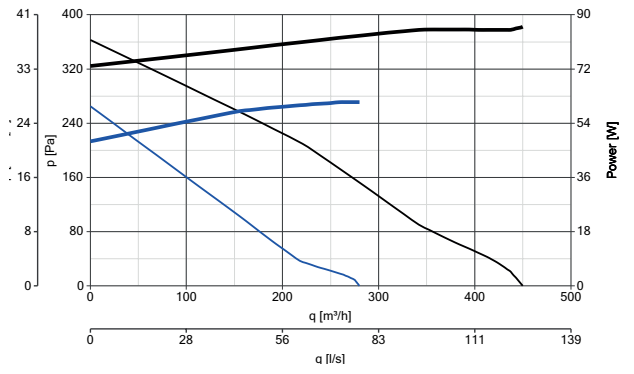
CA MD RANGE

AVAILABLE ONLY FOR EXTRA EU MARKET

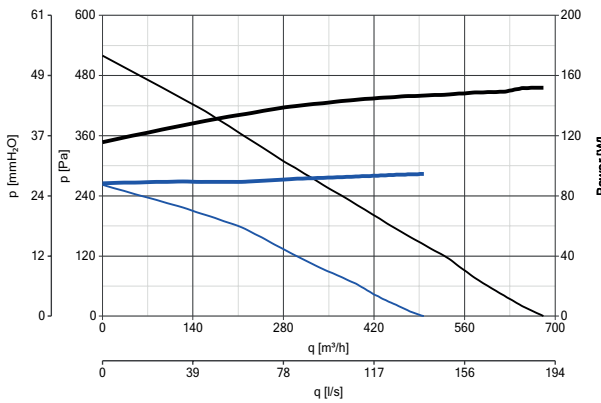
CA 100 MD*



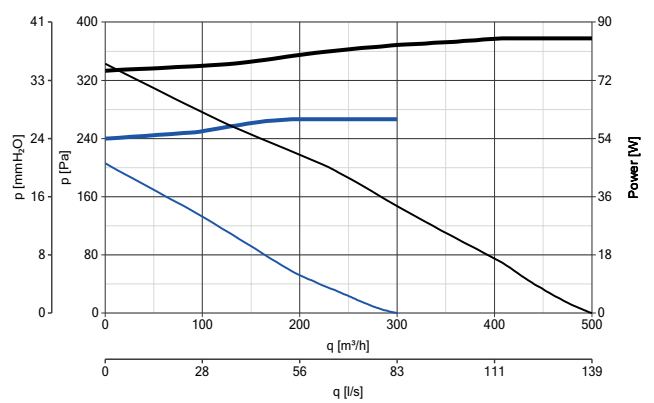
CA 125 MD*



CA 150 MD*

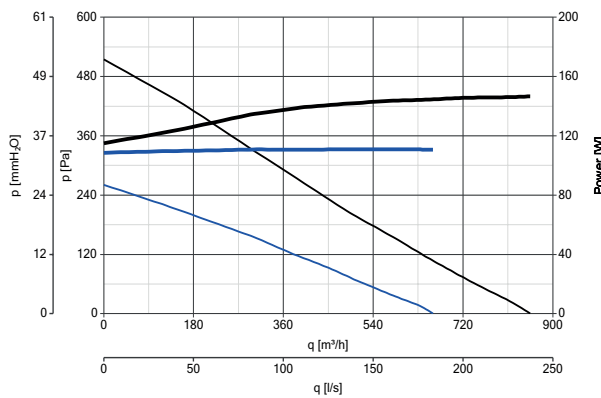


CA 150 Q MD*

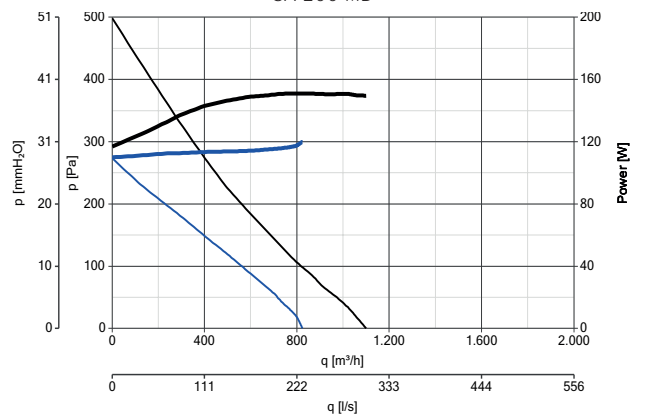


* Available only for Extra EU markets

CA 160 MD



CA 200 MD

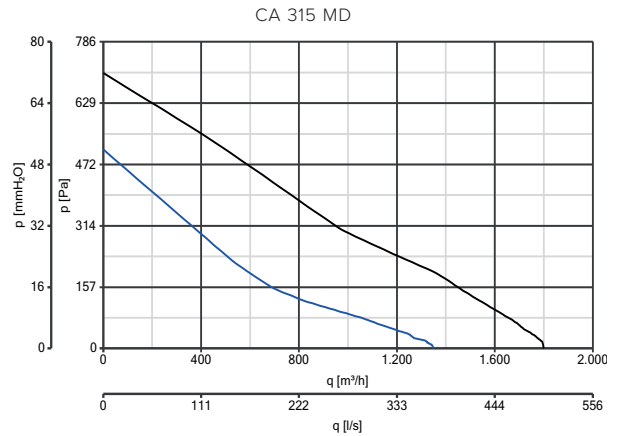
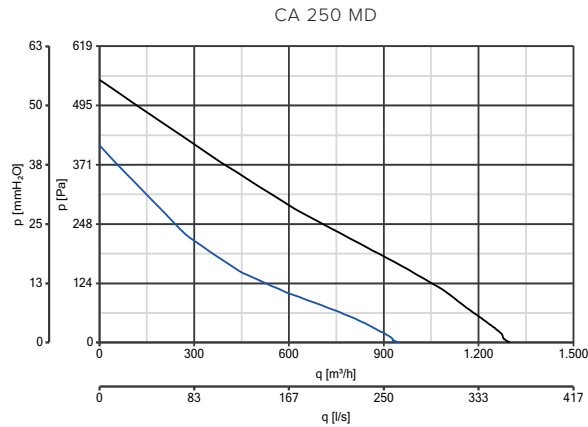


PERFORMANCES CURVES

- max
- min








AVAILABLE ONLY FOR EXTRA EU MARKET





PERFORMANCES CURVES

— max
— min

CONTROLLERS

MODELS	DESCRIPTION	CODE	PRODUCT
	C 1.5 - ELECTRONIC SPEED CONTROLLER 1.5 A	12966	ALL PRODUCTS
	C 2.5 - ELECTRONIC SPEED CONTROLLER 2.5 A	12967	ALL PRODUCTS
	SCNRB - ELECTRONIC SPEED CONTROLLER. BUILT-IN	12971	ALL PRODUCTS
	KIT SCB - BUILT-IN CONTROLLER ADAPTOR	22481	12966 - 12967
	TRIO - 3 SPEED SWITCH FOR WALL AND FLUSH MOUNTING INSIDE UNI 503 STANDARD ELECTRIC BOXES	12869	16150 - 16151 - 16163 - 16152 - 16164 16165 - 16166 - 16167

ACCESSORIES ON REQUEST

MODELS	DESCRIPTION	CODE	PRODUCT
	CA-MU - MOUNTING BRACKETS	22674	ALL PRODUCTS
		100 22750	16150 - 16107
		125 22755	16151 - 16108
		150 22760	16152 - 16163 - 16109 - 16153
		200 22765	16165 - 16155
		250 22770	16166 - 16156
		315 22775	16167 - 16157
	CA-G - PROTECTION GRILLE		