C-ATEX RANGE

Centrifugal fans for installation in potentially explosive areas

Industrial three-phase centrifugal fans, built and certified by IMQ in compliance with the EN 14986 standard which governs the design of fans operating in potentially explosive atmospheres due to the presence of gases or dust, such as premises intended for the storage of fuels, sawmills and sugar refineries.

Key features

- Robust and weatherproof construction.
- Wide range of applications:
  - Atex classification: “II 2G h T3 X” (use in areas with a presence of potentially explosive gases).
  - Atex classification: “II 2D h T125 X” (use in areas with a presence of potentially explosive powders).
- Motors with very high (IP65) degree of protection against dust and water.

Versions

9 models, all three-phase versions, with 2 and 4 poles.

Technical features

- Scrolls complete with coupling flange to the downstream piping, in pickled and phosphated steel sheet, treated initially with epoxy base coat; the grey textured finish is obtained by applying a coat of polyurethane powder paint strengthened by furnace baking. A set of holes allows for appropriate orientation of the delivery spigots.
- Copper ventilation ports, calibrated to optimize airflow.
- Galvanised steel mesh over the ventilation ports, black epoxy powder-coated and furnace-baked.
- Class F three-phase asynchronous UNELMEC B35 standard size motors with shafts turning on ball bearings with double sealing screen, characterized by high (IP65) degree of protection against dust and water. The measures taken and materials used in manufacturing are those suitable for use in potentially explosive atmospheres, in accordance with Explosion Protection standards EN 60079-0, EN 60079-7, EN 61241-0 and EN 61241-1.
- Galvanised sheet steel motor covers.
- Metal cable glands for connection to the ATEX certified mains network.
- Aluminium cooling fans.
- Centrifugal impellers with forward blades made of steel sheet, dynamically balanced (UNI ISO 1940, Class 6.3).

Note

The classification and identification of installation environments for the fans of the VORTICENT C ATEX range, like all fans for explosive atmospheres, must be performed by the appropriate authorities.



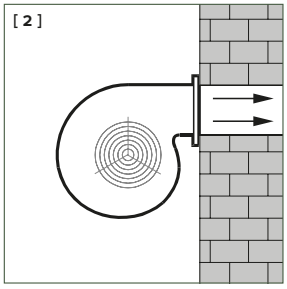

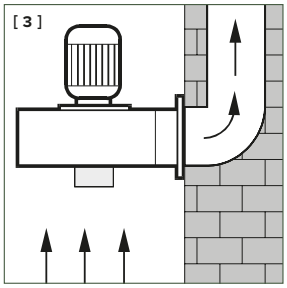

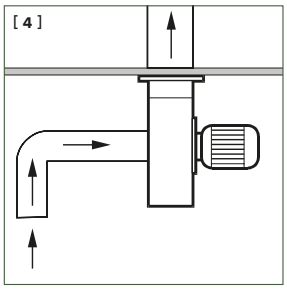

[1] Robust construction..
[2] [3] [4] These devices can be installed on walls, ceilings and even in ducts.

TECHNICAL DATA

	PRODUCTS	CODE	V~50HZ	W	A	POLES	RPM	MAX AIRFLOW		MAX PRESSURE		Lp dB(A)* 3 m	MAX °C**	KG
								m³/h	l/s	mmH_2O	Pa			
THREE-PHASE	C 10/2 T ATEX	30301	400	120	0.36	2	2800	280	77.8	26	255	55.5	40	4
	C 15/2 T ATEX	30304	400	175	0.39	2	2800	430	119.4	44	430	59.0	40	4.5
	C 20/2 T ATEX	30305	400	472	1.09	2	2800	1000	277.8	56	549	66.0	40	8.5
	C 25/2 T ATEX	30306	400	482	1.10	2	2800	1100	305.6	67	657	66.5	40	8.5
	C 30/2 T ATEX	30307	400	902	1.57	2	2800	1350	375.0	83	814	71.0	40	10
	C 30/4 T ATEX	30308	400	226	0.95	4	1400	700	194.4	18	177	55.0	40	7.5
	C 31/4 T ATEX	30309	400	375	1.01	4	1400	1120	311.1	31	304	61.0	40	10.5
	C 35/4 T ATEX	30310	400	401	1.02	4	1400	1500	416.7	34	334	61.0	40	11.5
	C 37/4 T ATEX	30311	400	803	1.80	4	1400	2150	597.2	48	470	70.0	40	17

*Sound pressure level measured at 3 m in free field conditions in accordance with standard ISO 3741.
** Maximum continuous operating temperature of the product.

DIMENSIONS

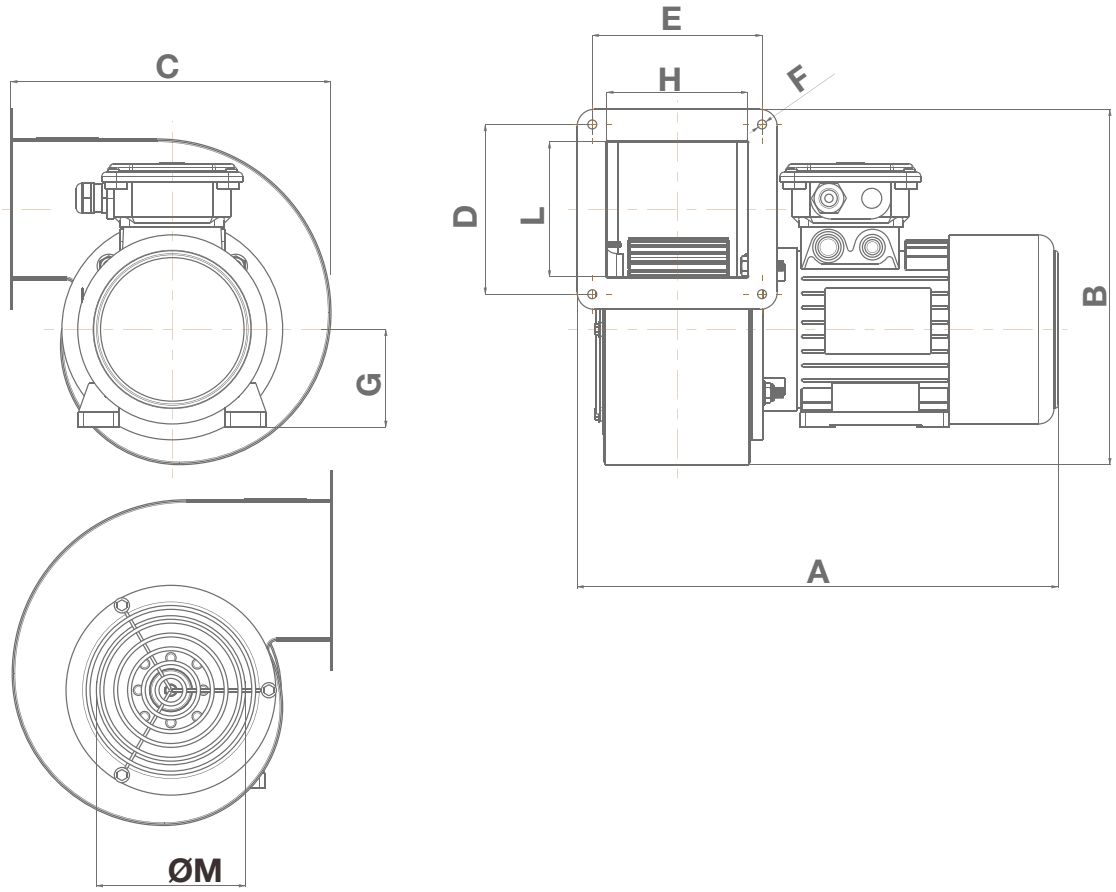

PRODUCTS	A	B	C	D	E	F	G	H	L	ØM
C 10/2 T ATEX	260	186	171	72	82	6.5	56	68	63	80
C 15/2 T ATEX	280	234	206	108	100	7	56	83	88	108
C 20/2 T ATEX	350	258	232	123	123	8.5	71	102	98	108
C 25/2 T ATEX	365	258	232	124	142	8.5	71	115	98	108
C 30/2 T ATEX	365	308	272	126	137	8.5	71	117	108	132
C 30/4 T ATEX	365	308	272	126	137	8.5	71	117	108	132
C 31/4 T ATEX	365	400	340	164	139	8.5	71	112	137	170
C 35/4 T ATEX	400	400	340	164	174	8.5	71	149	137	170
C 37/4 T ATEX	425	471	416.5	220	182	8.5	80	149	187	199

Dimensions (mm)

PERFORMANCE CURVES

C 10/2 T ATEX

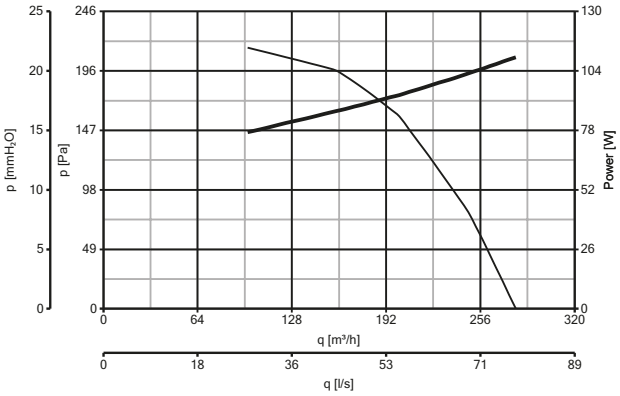

C 15/2 T ATEX

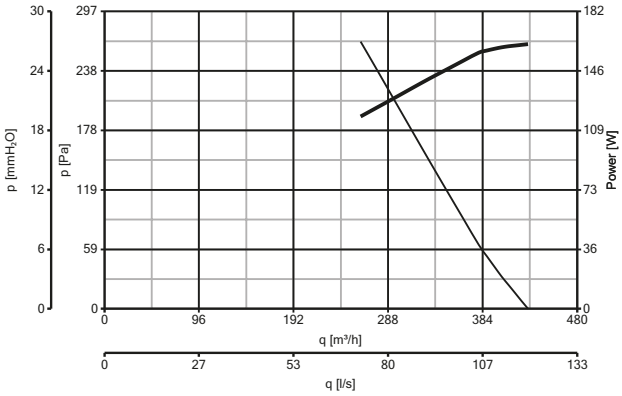

C 20/2 T ATEX

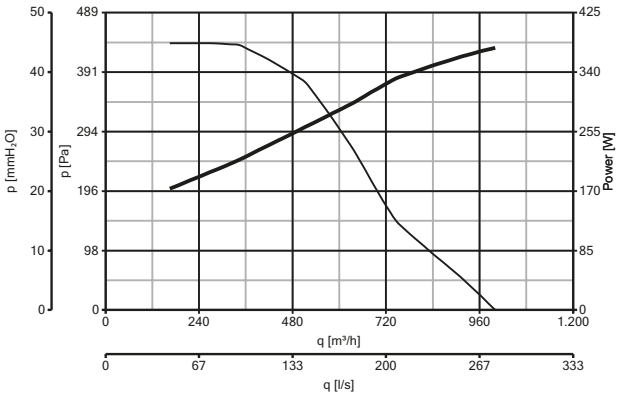

C 25/2 T ATEX

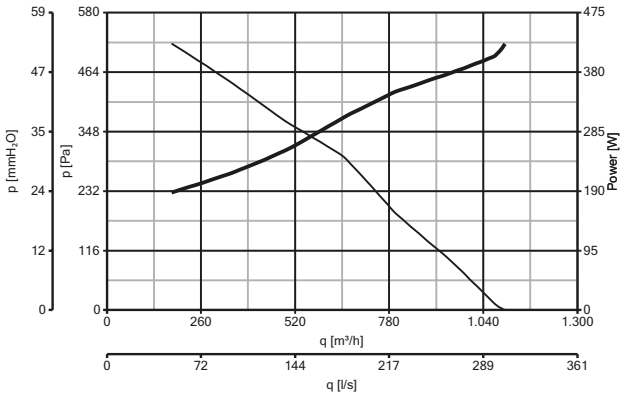

C 30/2 T ATEX

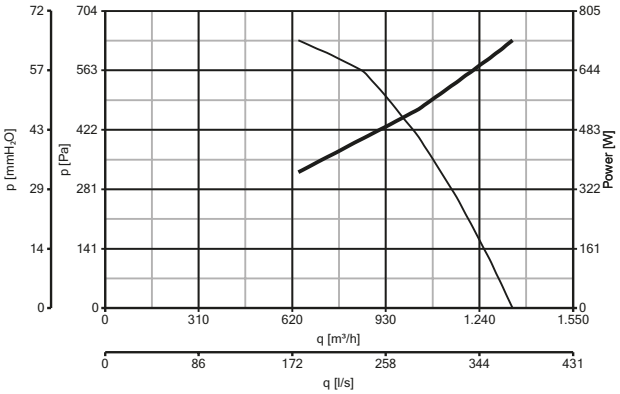

C 30/4 T ATEX

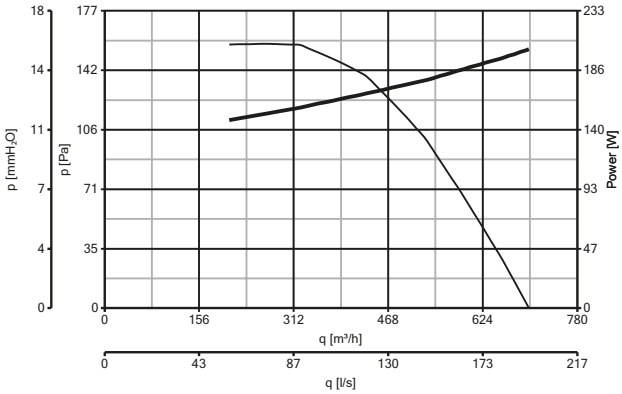

Power consumption
Delivery

PERFORMANCE CURVES

C 31/4 T ATEX

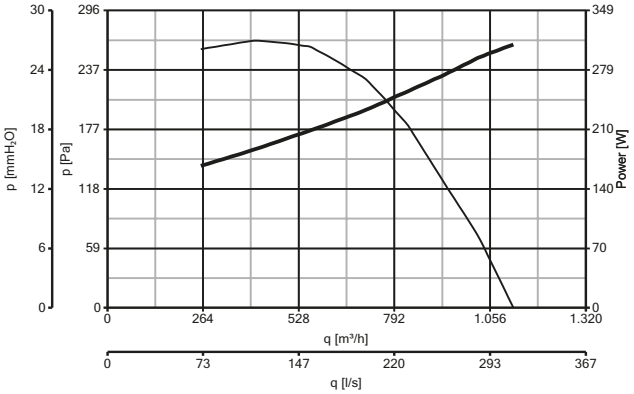

C 35/4 T ATEX

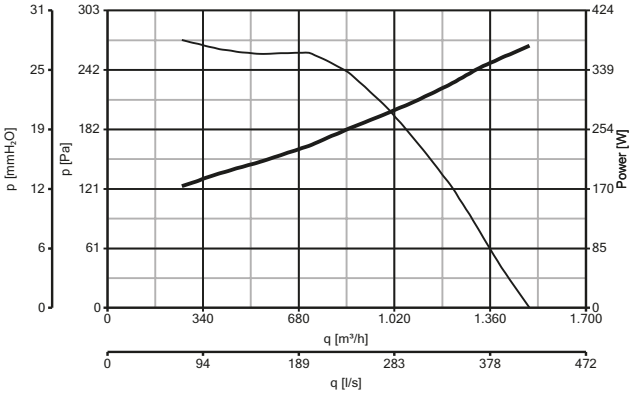

C 37/4 T ATEX

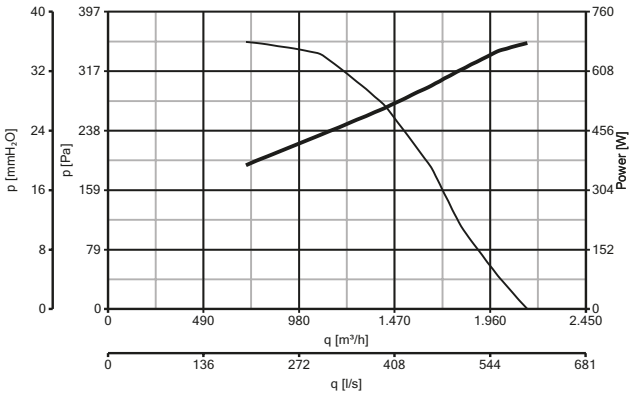

Power consumption
Delivery

ACCESORIES

MODELS	DESCRIPTION		CODE	PRODUCTS
	C RA - Suction fitting	10	21031	30301
		15	21032	30304
		20/25	21033	30305 - 30306
		30	21034	30308
		31/35	21035	30309 - 30310
		37	21036	30311

CONTROLLERS

MODELS	DESCRIPTION	CODE	PRODUCTS
	GV2 ME - Thermal-magnetic motor circuit breakers	21112	30301 - 30304
	GV2 ME05 - Thermal-magnetic motor circuit breakers	21114	30308
	GV2 ME06 - Thermal-magnetic motor circuit breakers	21115	30305 - 30306 - 30307 - 30309 - 30310
	GV2 ME07 - Thermal-magnetic motor circuit breakers	21136	30311