E-ATEX RANGE

Axial plate-mounted fans for installation in potentially explosive areas

Industrial wall or ceiling-mounted axial fans. Available in different diameters and in single or-three phase versions, built and certified by IMQ in compliance with the EN 14986 standard, which governs the design of fans operating in potentially explosive atmospheres due to the presence of gases or powders (premises intended for storage of fuels, sawmills and sugar refineries).

Key features

- Robust and weatherproof construction.
- Wide range of applications:
  - Atex classification: “II 2G h T3 X” (use in areas with a presence of potentially explosive gases).
  - Atex classification: “II 2D h T125 X” (use in areas with a presence of potentially explosive powders).
- Motors with very high (IP65) degree of protection against dust and water.

Versions

- 14 models, in single and three-phase versions, with 4 and 6 poles, with a nominal diameter between 250 and 600 mm.

Technical features

- Frames with nozzle and mesh in pickled and phosphate steel sheet, treated initially with epoxy base coat; the grey textured finish is obtained by applying a coat of polyurethane powder paint strengthened by furnace baking.
- Class F asynchronous UNELMEC B35 standard size motors with shafts turning on ball bearings with double sealing screen, characterized by high (IP65) degree of protection against dust and water. The measures taken and materials used in manufacturing are those suitable for use in potentially explosive atmospheres, according to Explosion Protection standards EN 60079-0, EN 60079-7, EN 61241-0 and EN 61241-1.
- Starting capacitors of the single-phase models comply with the EN 60252-1 standard and are third-party certified.
- Galvanised sheet steel motor covers.
- Metal cable glands for connection to the ATEX certified mains network.
- Aluminium cooling fans.
- Safety and anti-bird protective grilles made of galvanised steel rings, protected by double surface coating.
- Impellers with die-cast aluminium hubs and blades moulded in antistatic polyamide resin loaded with glass fibres to combine dimensional stability, strength and resistance to aggressive agents.

Note

The classification and identification of installation environments for fans of the VORTICE E ATEX range, like all fans for explosive atmospheres, must be performed by the appropriate authorities

[1]

[2]

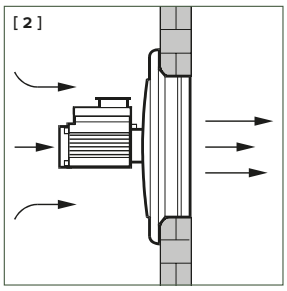

[3]

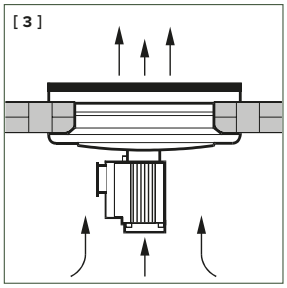

[4]

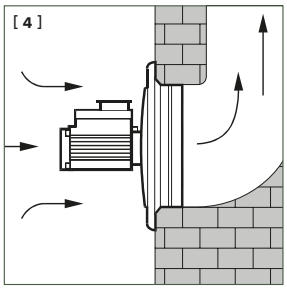

[1] Robust construction..
[2] [3] [4] These devices can be installed on walls, ceilings and even in ducts.

TECHNICAL DATA

	PRODUCTS	CODE	V~50HZ	W	A	POLES	RPM	MAX AIRFLOW		MAX PRESSURE		Lp dB(A)* 3 m	MAX °C**	KG
								m^3/h	l/s	mmH_2O	Pa			
SINGLE-PHASE	E 254 M ATEX	40301	230	167	0.75	4	1400	1040	288.9	8.9	87.5	63.2	40	8.0
SINGLE-PHASE	E 304 M ATEX	40302	230	175	0.77	4	1400	1600	444.4	14.0	137.3	59.6	40	8.8
SINGLE-PHASE	E 354 M ATEX	40304	230	204	0.97	4	1400	2220	616.7	17.3	169.4	66.0	40	9.5
SINGLE-PHASE	E 404 M ATEX	40306	230	294	1.27	4	1400	3550	986.1	19.8	193.8	62.0	40	11.5
SINGLE-PHASE	E 454 M ATEX	40308	230	346	1.50	4	1400	4634	1287.2	19.1	187.6	70.0	40	14.0
THREE-PHASE	E 254 T ATEX	40309	400	121	0.49	4	1400	1050	291.7	9.6	94.2	59.6	40	7.0
THREE-PHASE	E 304 T ATEX	40310	400	162	0.53	4	1400	1585	440.3	14.1	138.3	62.0	40	8.0
THREE-PHASE	E 354 T ATEX	40313	400	208	0.50	4	1400	2550	708.3	18.4	180.5	66.0	40	8.8
THREE-PHASE	E 404 T ATEX	40314	400	268	0.61	4	1400	3480	966.7	17.4	170.3	64.8	40	10.5
THREE-PHASE	E 454 T ATEX	40315	400	345	0.70	4	1400	4443	1234.7	18.2	178.3	69.8	40	13.6
THREE-PHASE	E 504 T ATEX	40316	400	293	0.64	4	1400	4900	1361.1	17.7	173.8	72.7	40	13.6
THREE-PHASE	E 506 T ATEX	40319	400	166	0.47	6	1000	3823	1061.9	10.1	99.2	64.0	40	14.5
THREE-PHASE	E 604 T ATEX	40317	400	374	0.71	4	1400	6900	1916.7	20.8	203.7	75.4	40	18.0
THREE-PHASE	E 606 T ATEX	40318	400	223	0.49	6	1000	5715	1587.5	12.2	119.4	65.5	40	19.5

*Sound pressure level measured at 3 m in free field conditions in accordance with standard ISO 3741.
** Maximum continuous operating temperature of the product.

DIMENSIONS

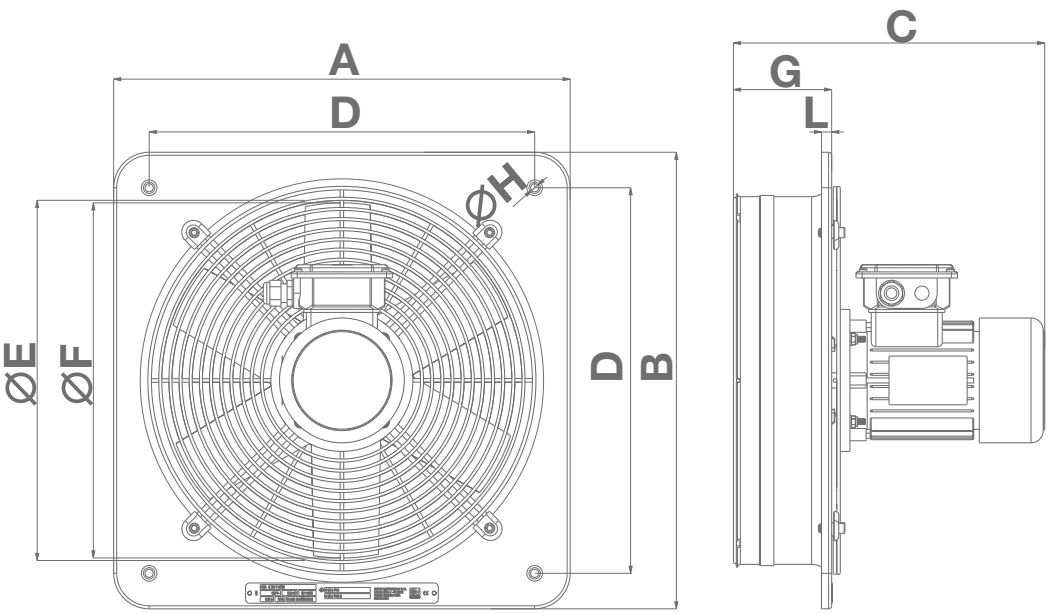

PRODUCTS	Ønom	A	B	C	D	ØE	ØF	G	ØH	L
E 254 ATEX M - T	250	320	320	305	280	256	250	95	8	10
E 304 ATEX M - T	315	380	380	307	330	308	300	97	8	10
E 354 ATEX M - T	355	450	450	307	380	360	350	97	8	10
E 404 ATEX M - T	400	510	510	327	430	410	400	117	12	15
E 454 ATEX M - T	450	630	630	325	530	460	448	112	12	15
E 504 ATEX T	500	630	630	325	530	510	498	112	12	15
E 506 ATEX T	500	630	630	361	530	510	498	112	12	15
E 604 ATEX T	630	760	760	340	630	610	598	127	12	15
E 606 ATEX T	630	760	760	361	630	610	598	127	12	15

Dimensions (mm)

PERFORMANCE CURVES

E 254 M ATEX

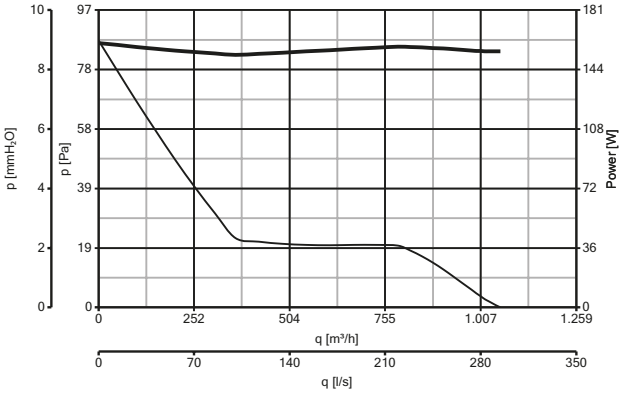

E 304 M ATEX

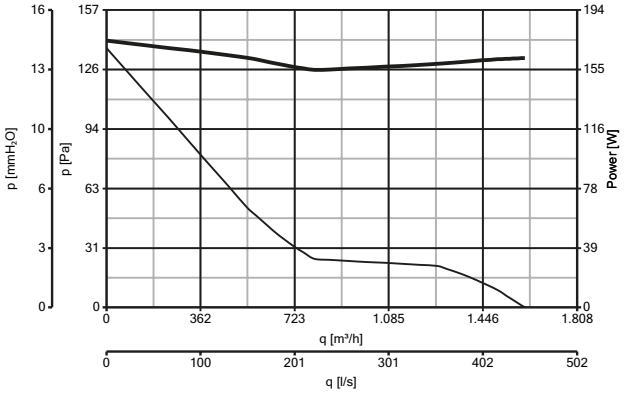

E 354 M ATEX

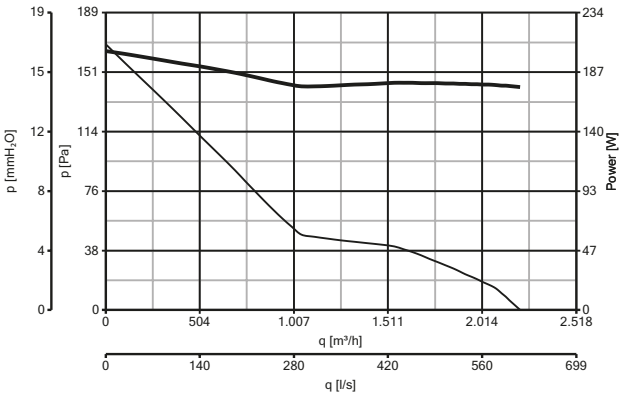

E 404 M ATEX

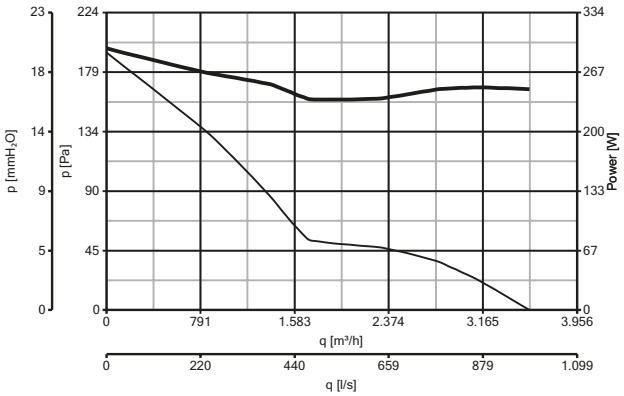

E 454 M ATEX

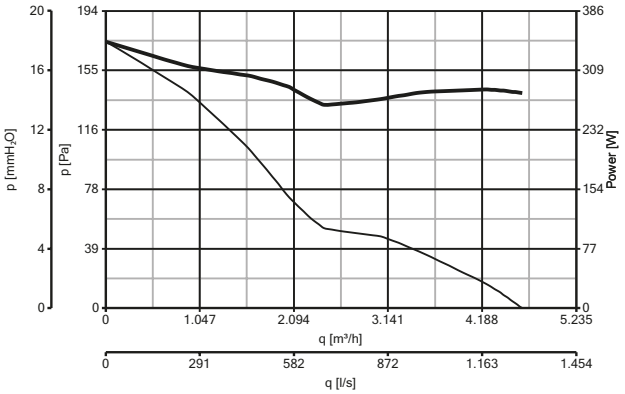

E 254 T ATEX

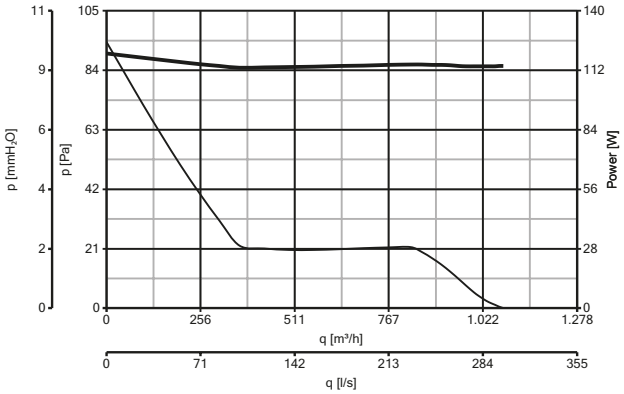

Power consumption
Delivery

PERFORMANCE CURVES

E 304 T ATEX

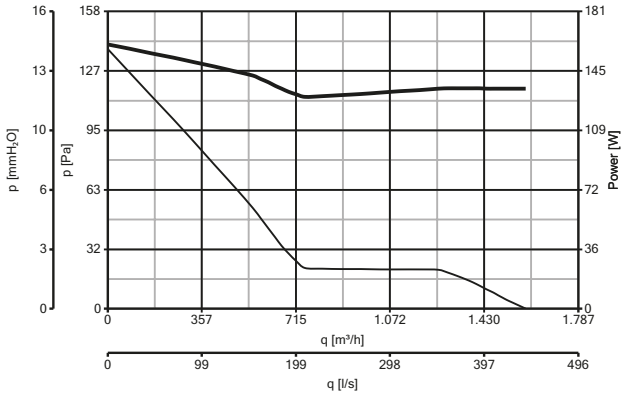

E 354 T ATEX

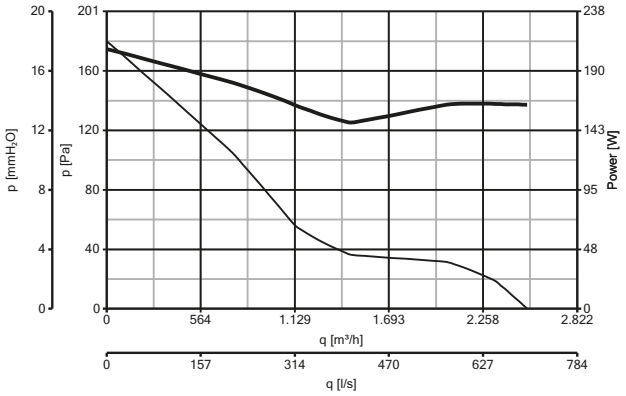

E 404 T ATEX

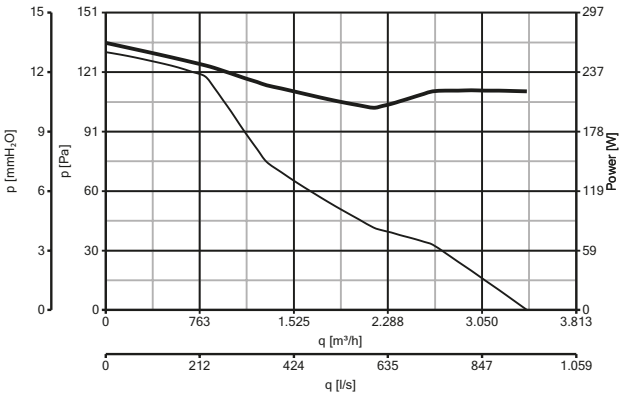

E 454 T ATEX

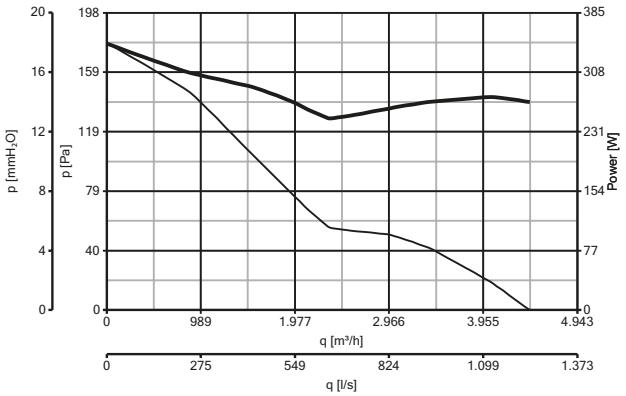

E 504 T ATEX

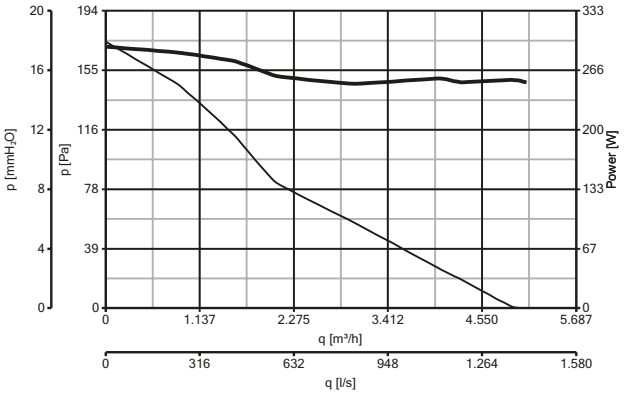

E 506 T ATEX

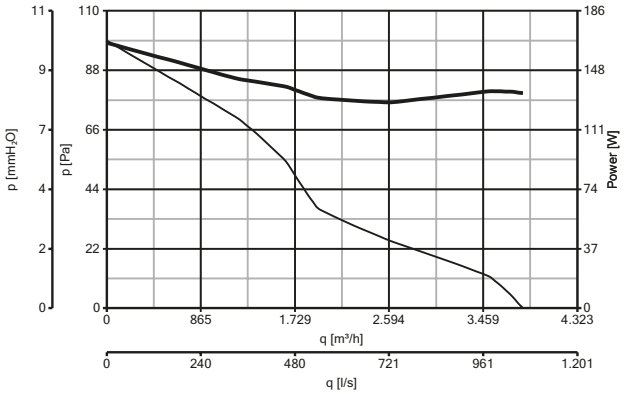

Power consumption
Delivery

PERFORMANCE CURVES

E 604 T ATEX

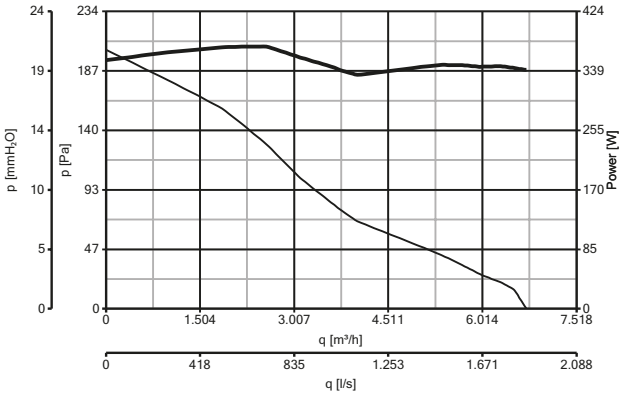

E 606 T ATEX

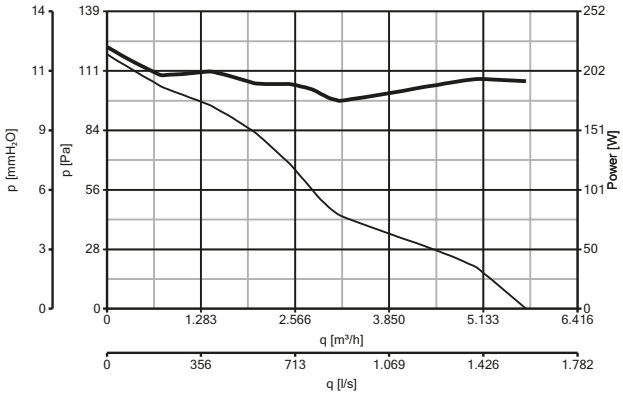

Power consumption
Delivery

CONTROLLERS

MODELS	DESCRIPTION	CODE	PRODUCTS
	GV2 ME04 - Thermal-magnetic motor circuit breakers	21113	40309 - 40310 - 40313 - 40317 - 40319
	GV2 ME05 - Thermal-magnetic motor circuit breakers	21114	40301 - 40302 - 40304 - 40315 - 40316 - 40318
	GV2 ME06 - Thermal-magnetic motor circuit breakers	21115	40306 - 40308