











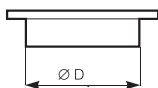


ACCESSORIES ON REQUEST

MODELS	DESCRIPTION	CODE	PRODUCT	
	CR5 Reversible 5 speeds controller	12943	All products	
	CR5N Reversible 5 speeds controller	12941	All products (not for cod. 12611 - 12451)	
	CREN Reversible 5 speeds controller	12944		
	C Temp Environmental sensor for temperature	12992	All products	
	C SMOKE Environmental sensor for air quality	12993		
	C HCS Environmental sensor for humidity	12994		
	C PIR Passive infrared sensor	12998		
	C Timer Adjustable over-run timer	12999		
	KIT VV - Double opening window kit	150/6"	13021	12611 - 12612 - 12615 - 12614
		230/9"	13022	12451 - 12452 - 12455 - 12454
		300/12"	13023	12412 - 12415
	KIT FF - Double opening window kit	150/6"	13024	12611 - 12612 - 12615 - 12614
		230/9"	13025	12451 - 12452 - 12455 - 12454
		300/12"	13026	12412 - 12415
	KIT MU - Wall mounting kit with rods		13018	12611 - 12612 - 12451 - 12452 - 12454 - 12455 - 12412 - 12415 - 12615 - 12614
	KIT TE - Roof cowl/wind baffle kit	150/6"	13001	12611 - 12612 - 12614 - 12615
		230/9"	13002	12451 - 12452 - 12454 - 12455
		300/12"	13003	12412 - 12415
	KIT SA - Darkroom cowl kit		13004	12451 - 12452 - 12455 - 12613 - 12616 - 12653 - 12456 - 12413 - 12416
	KIT ML - Deep wall installation kit	150/6"	13015	12616 - 12653
		230/9"	13016	12456 - 12653
		300/12"	13017	12416 - 12413
	KIT SO - Ceiling, false ceiling and panel kit	150/6"	13012	12416 - 12456 - 12613 - 12653
		230/9"		
	KIT TC - Spigot plate remote application	150/6"	13027	12613 - 12616
		230/9"	13028	12456 - 12653
		300/12"	13029	12416 - 12413

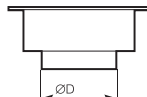
Duct diameter for spigot plate

MODELS	CODE	Ø D
150/6"	13027	171
230/9"	13028	240
300/12"	13029	300



Duct diameter for flush mounting frame

MODELS	CODE	Ø D
150/6"	13015	171
230/9"	13016	240
300/12"	13017	300



Diameter of PVC ducts

MODELS	Ø D INT.	Ø D EXT.	THICKNESS
150/6"	176	180	2
230/9"	245	250	2.5
300/12"	309	315	3

Diameter of aluminium ducts

MODELS	Ø D INT.
150/6"	176
230/9"	245
300/12"	309