
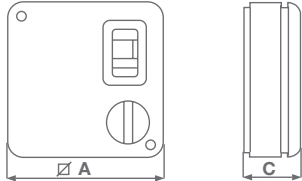

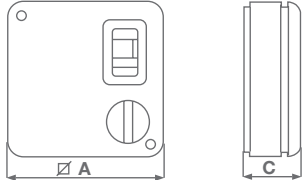

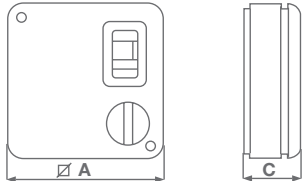

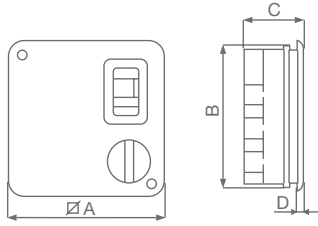

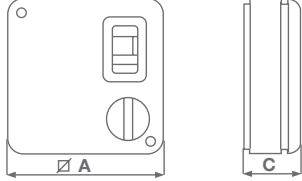


# ACCESSORIES

MODELS	DESCRIPTION	CODE										
	<p><b>C4VM16 - Four-speed selector, single phase</b></p> <table border="1"> <thead> <tr> <th>MODELS</th> <th>∅ A</th> <th>C</th> </tr> </thead> <tbody> <tr> <td>C4VM16</td> <td>120</td> <td>55</td> </tr> </tbody> </table> <p>Dimensions (mm)</p>	MODELS	∅ A	C	C4VM16	120	55	 <p>12949</p>				
MODELS	∅ A	C										
C4VM16	120	55										
	<p><b>C3VM3 - Three speed selector, single phase</b></p> <table border="1"> <thead> <tr> <th>MODELS</th> <th>∅ A</th> <th>C</th> </tr> </thead> <tbody> <tr> <td>C3VM3</td> <td>120</td> <td>43</td> </tr> </tbody> </table> <p>Dimensions (mm)</p>	MODELS	∅ A	C	C3VM3	120	43	 <p>14021</p>				
MODELS	∅ A	C										
C3VM3	120	43										
	<p><b>C 1.5 Non reversible variable electronic speed controller</b></p> <ul style="list-style-type: none"> <li>- Not suitable for products with timer or automatic shutters</li> <li>- Convertible to flush-mounted using SCB5 kit</li> <li>- Weight 0.2 Kg</li> <li>- Maximum load: 200 W (for C 1.5)</li> <li>- Double insulation</li> </ul> <table border="1"> <thead> <tr> <th>MODELS</th> <th>∅ A</th> <th>C</th> </tr> </thead> <tbody> <tr> <td>C 1.5</td> <td>120</td> <td>43</td> </tr> </tbody> </table> <p>Dimensions (mm)</p>	MODELS	∅ A	C	C 1.5	120	43	 <p>12966</p>				
MODELS	∅ A	C										
C 1.5	120	43										
	<p><b>SCNRB Non reversible variable electronic speed controller (built-in)</b></p> <ul style="list-style-type: none"> <li>- Not suitable for products with timer or automatic shutters</li> <li>- Weight 0.2 Kg</li> <li>- Maximum load: 200 W</li> <li>- Double insulation</li> </ul> <table border="1"> <thead> <tr> <th>MODELS</th> <th>∅ A</th> <th>B</th> <th>C</th> <th>D</th> </tr> </thead> <tbody> <tr> <td>SCNRB</td> <td>142</td> <td>135</td> <td>59.5</td> <td>4.5</td> </tr> </tbody> </table> <p>Dimensions (mm)</p>	MODELS	∅ A	B	C	D	SCNRB	142	135	59.5	4.5	 <p>12971</p>
MODELS	∅ A	B	C	D								
SCNRB	142	135	59.5	4.5								
	<p><b>C5 0.5 5 position speed controller</b></p> <ul style="list-style-type: none"> <li>- 5 speeds controller</li> <li>- Not suitable for timer, automatic, automatic timer and cord operated appliances</li> <li>- Convertible to flush-mounted using SCB5 kit</li> <li>- Weight 0.2 Kg</li> <li>- Double insulation Non reversible variable electronic speed controller (built-in)</li> <li>- Not suitable for products with timer or automatic shutters</li> <li>- Weight 0.2 Kg</li> <li>- Maximum load: 200 W</li> <li>- Double insulation</li> </ul> <table border="1"> <thead> <tr> <th>MODELS</th> <th>∅ A</th> <th>C</th> </tr> </thead> <tbody> <tr> <td>C 1.5</td> <td>120</td> <td>43</td> </tr> </tbody> </table> <p>Dimensions (mm)</p>	MODELS	∅ A	C	C 1.5	120	43	 <p>12987</p>				
MODELS	∅ A	C										
C 1.5	120	43										