
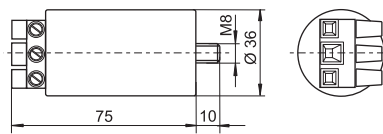


## Electronic Superimposed Ignitors for HS Lamps up to 70 W

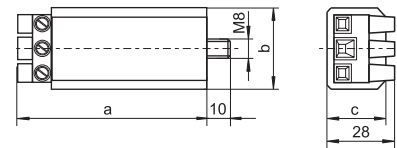
Standard version or with automatic switch-off  
 For high pressure sodium lamps (HS) and ceramic discharge lamps C-HI-TT/ET with base E27  
 Phasing of the ignition voltage:  
 60–90 °el and 240–270 °el  
 Max. permitted casing temperature: 105 °C  
 Fastening: male nipple with pre-assembled washer and nut  
 For luminaires of protection class I and II



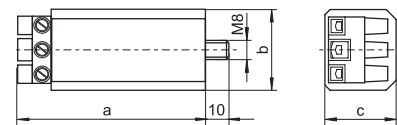
**Al casing**



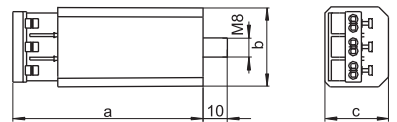
**PC casing – K**



**PC casing – K D20**



**PC casing – with push-in terminals**



Type	Ref. No.	Voltage AC 50–60 Hz V	Max. lamp A	Internal loss W	Inherent heating K	Ignition voltage kV	Load capacity pF	Switch-off time sec./Hz	Casing d (∅) mm	a mm	b mm	c mm	Weight g
<b>Aluminium casing (Al) with screw terminals: 0.75–4 mm<sup>2</sup></b>													
Z 70 S	<b>140413</b>	220–240	2	< 0.6	< 5	1.8–2.3	20–200	—	35	76	—	—	135
<b>Plastic casing (PC) with screw terminals: 0.75–4 mm<sup>2</sup></b>													
Z 70 K	<b>140481</b>	220–240	2	< 0.6	< 5	1.8–2.3	20–200	—	—	78	34	27	125
Z 70 K D20	<b>141580*</b>	220–240	2	< 0.6	< 5	1.8–2.3	20–100	1216/50–60	—	80	34	30	145
<b>Plastic casing (PC) with push-in terminals: 0.5–2.5 mm<sup>2</sup></b>													
Z 70 K D20	<b>142330*</b>	220–240	2	< 0.6	< 5	1.8–2.3	20–100	1216/50–60	—	83	34	30	145

\* With IPP technology